

Q1 My name (Last, First)

Answered: 27 Skipped: 0

Q2 Student name (Last, First)

Answered: 27 Skipped: 0

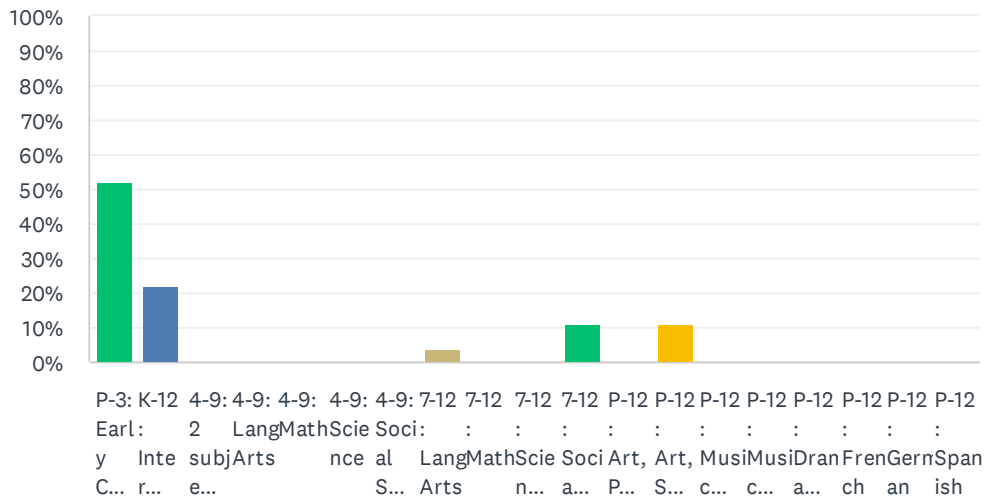
Q3 Today's Date

Answered: 27 Skipped: 0

ANSWER CHOICES	RESPONSES
Date / Time	100.00% 27

Q4 Licensure area of student I mentored

Answered: 27 Skipped: 0

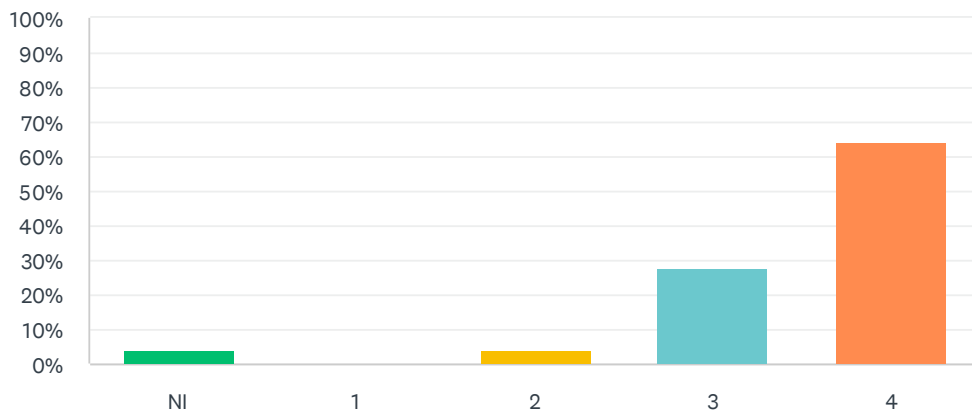


Exit Survey - Clinical Faculty

ANSWER CHOICES	RESPONSES	
P-3: Early Childhood	51.85%	14
K-12: Intervention-Mild/Moderate	22.22%	6
4-9: 2 subject areas	0.00%	0
4-9: Lang Arts	0.00%	0
4-9: Math	0.00%	0
4-9: Science	0.00%	0
4-9: Social Studies	0.00%	0
7-12: Lang Arts	3.70%	1
7-12: Math	0.00%	0
7-12: Science (Life or Earth)	0.00%	0
7-12: Social Studies	11.11%	3
P-12: Art, Primary	0.00%	0
P-12: Art, Secondary	11.11%	3
P-12: Music, Primary	0.00%	0
P-12: Music, Secondary	0.00%	0
P-12: Drama/Theater	0.00%	0
P-12: French	0.00%	0
P-12: German	0.00%	0
P-12: Spanish	0.00%	0
TOTAL		27

Q5 Provided an orientation to the school and other faculty.

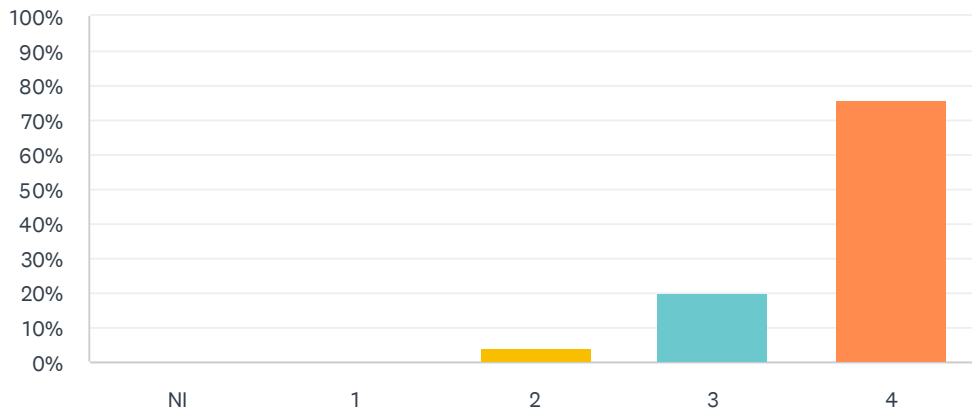
Answered: 25 Skipped: 2



ANSWER CHOICES	RESPONSES	
NI	4.00%	1
1	0.00%	0
2	4.00%	1
3	28.00%	7
4	64.00%	16
TOTAL		25

Q6 Established an effective rapport with the student teacher.

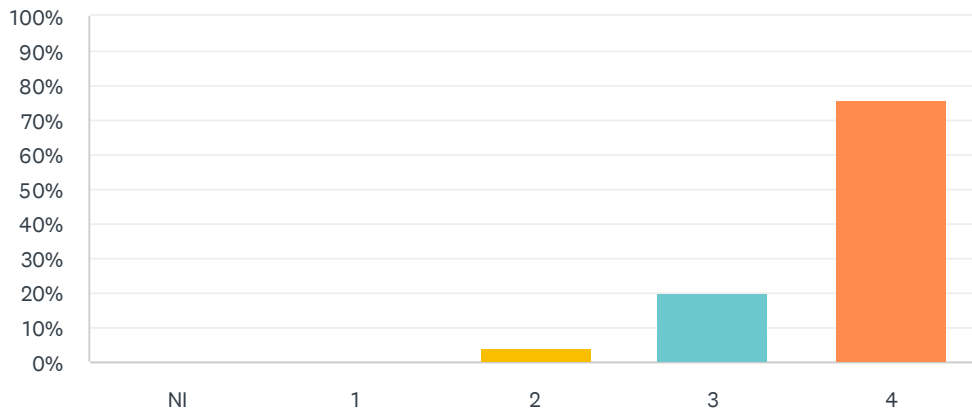
Answered: 25 Skipped: 2



ANSWER CHOICES	RESPONSES	
NI	0.00%	0
1	0.00%	0
2	4.00%	1
3	20.00%	5
4	76.00%	19
TOTAL		25

Q7 Was a good source of ideas, materials, and information about content.

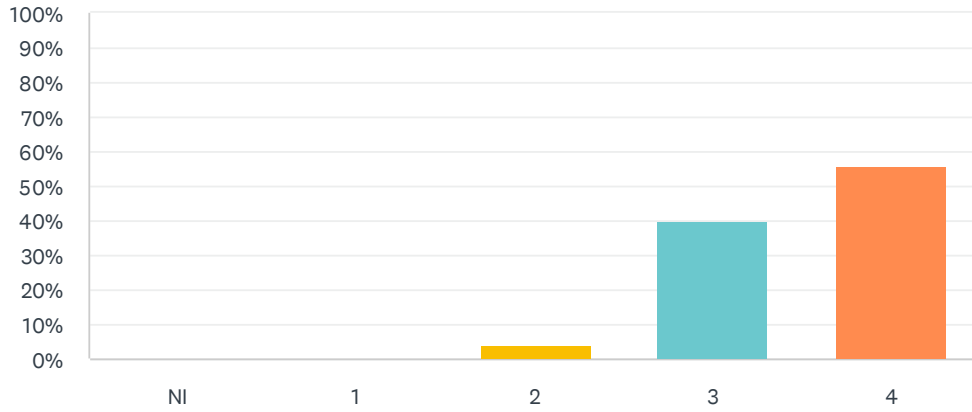
Answered: 25 Skipped: 2



ANSWER CHOICES	RESPONSES	
NI	0.00%	0
1	0.00%	0
2	4.00%	1
3	20.00%	5
4	76.00%	19
TOTAL		25

Q8 Provided ideas about how to improve classroom instruction and make it more meaningful for students.

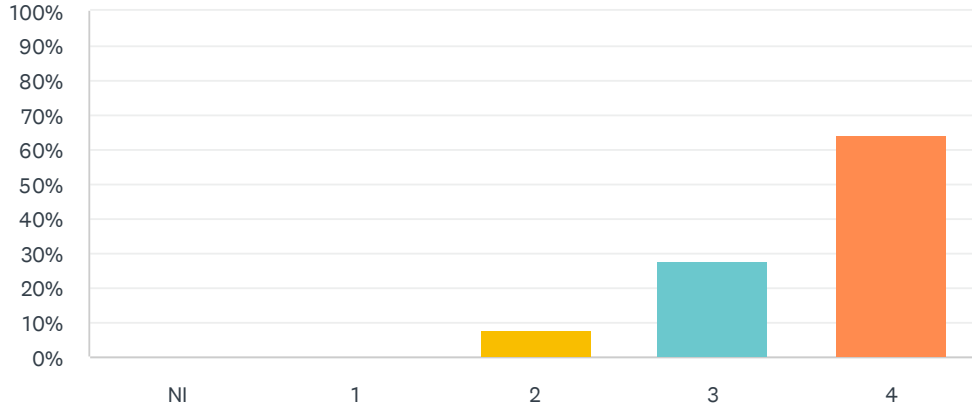
Answered: 25 Skipped: 2



ANSWER CHOICES	RESPONSES	
NI	0.00%	0
1	0.00%	0
2	4.00%	1
3	40.00%	10
4	56.00%	14
TOTAL		25

Q9 Provided timely, positive and useful feedback as well as suggestions for improvement.

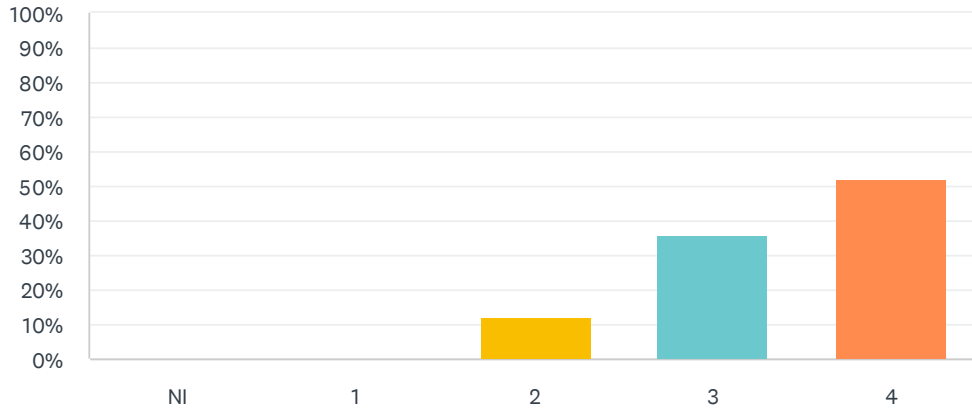
Answered: 25 Skipped: 2



ANSWER CHOICES	RESPONSES	
NI	0.00%	0
1	0.00%	0
2	8.00%	2
3	28.00%	7
4	64.00%	16
TOTAL		25

Q10 Helped the student teacher understand how to attend to the varying individual, cultural, & social factors that influence students and learning.

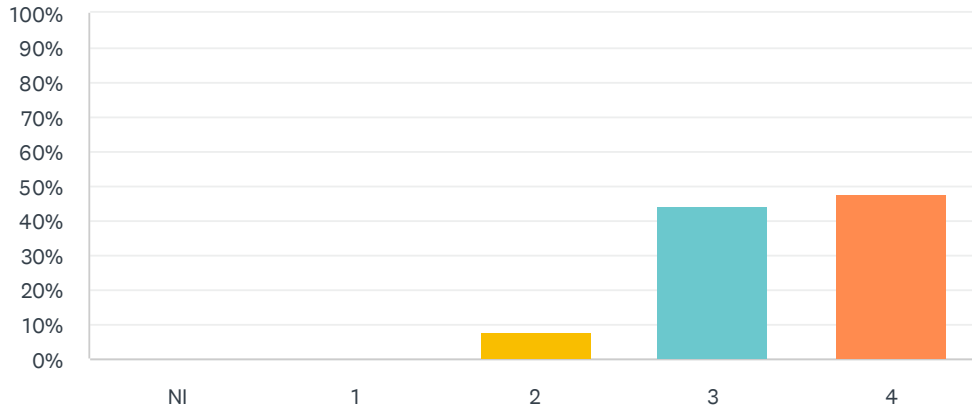
Answered: 25 Skipped: 2



ANSWER CHOICES	RESPONSES	
NI	0.00%	0
1	0.00%	0
2	12.00%	3
3	36.00%	9
4	52.00%	13
TOTAL		25

Q11 Facilitated the effective and appropriate use of various technologies to support teaching and learning.

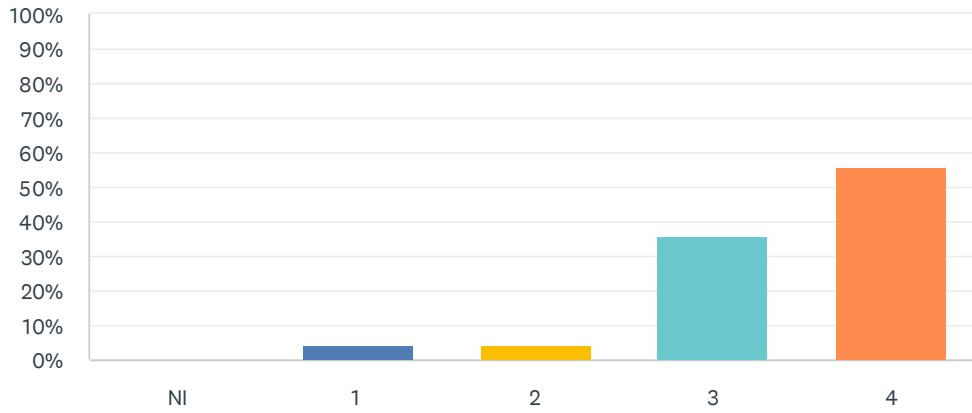
Answered: 25 Skipped: 2



ANSWER CHOICES	RESPONSES	
NI	0.00%	0
1	0.00%	0
2	8.00%	2
3	44.00%	11
4	48.00%	12
TOTAL		25

Q12 Helped the student teacher improve the classroom management abilities: organization, communication, climate setting, discussion, guidance, etc.

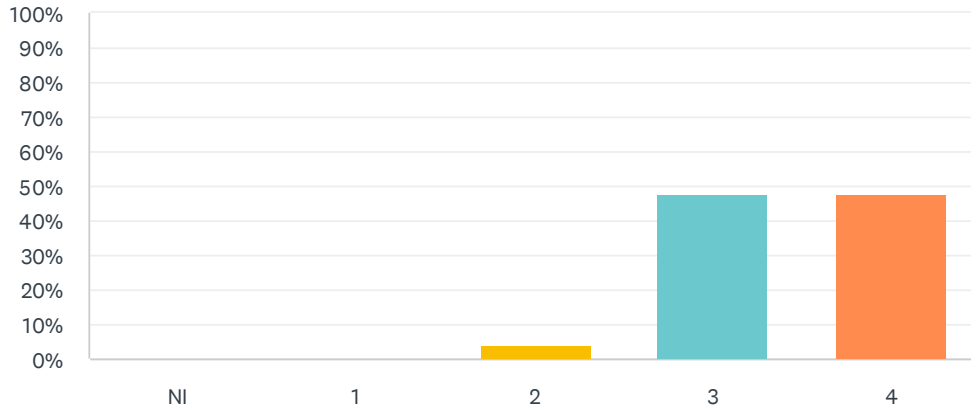
Answered: 25 Skipped: 2



ANSWER CHOICES	RESPONSES	
NI	0.00%	0
1	4.00%	1
2	4.00%	1
3	36.00%	9
4	56.00%	14
TOTAL		25

Q13 Provided guidance about how to collaborate with colleagues and parents.

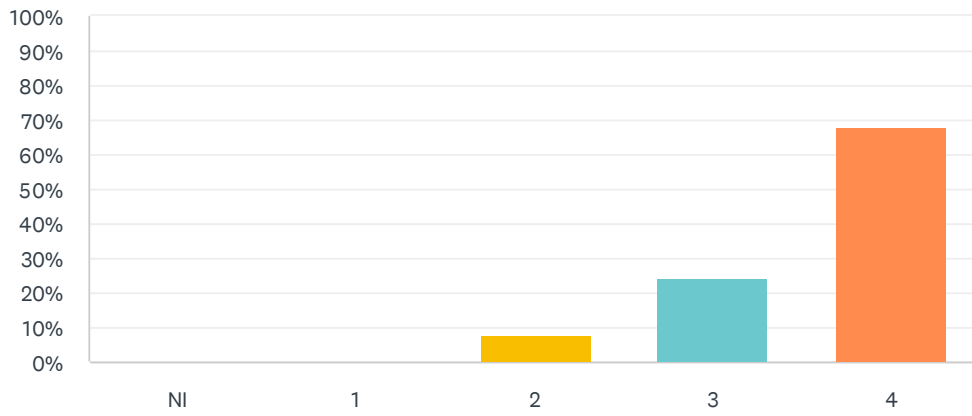
Answered: 25 Skipped: 2



ANSWER CHOICES	RESPONSES
NI	0.00% 0
1	0.00% 0
2	4.00% 1
3	48.00% 12
4	48.00% 12
TOTAL	25

Q14 Was an effective model and professional.

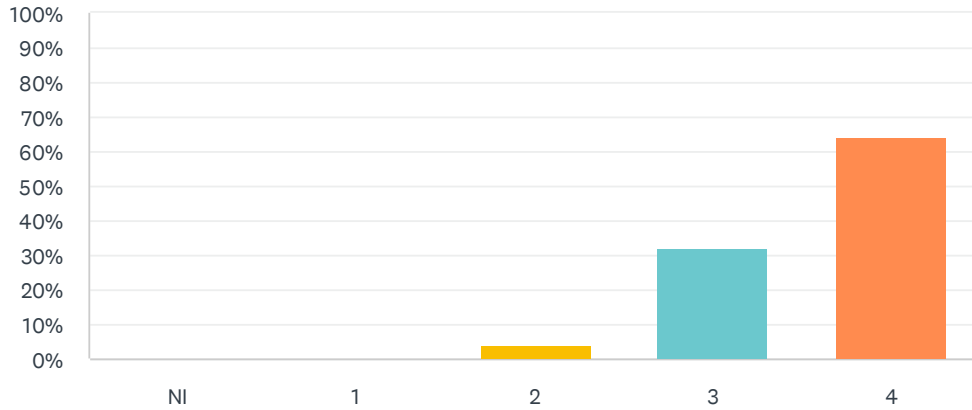
Answered: 25 Skipped: 2



ANSWER CHOICES	RESPONSES	
NI	0.00%	0
1	0.00%	0
2	8.00%	2
3	24.00%	6
4	68.00%	17
TOTAL		25

Q15 The overall quality of the support provided during the student teaching experience.

Answered: 25 Skipped: 2



ANSWER CHOICES	RESPONSES	
NI	0.00%	0
1	0.00%	0
2	4.00%	1
3	32.00%	8
4	64.00%	16
TOTAL		25

Q16 Additional Comments (optional):

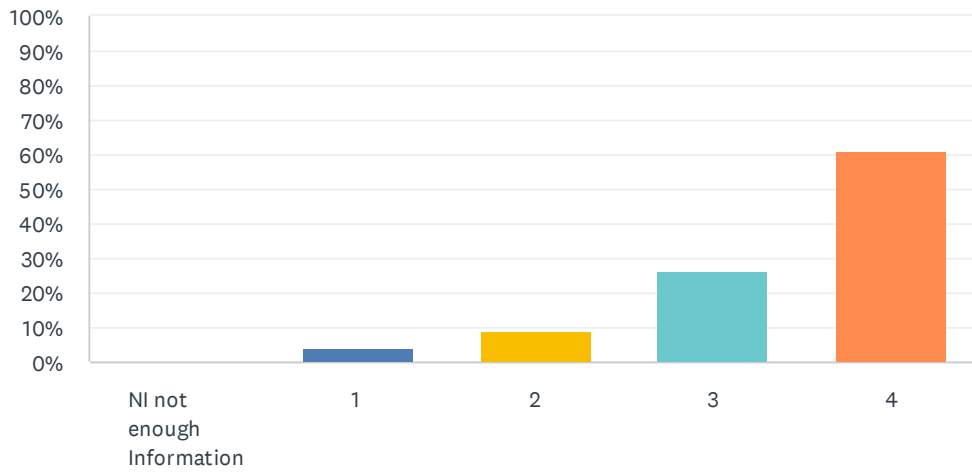
Answered: 6 Skipped: 21

Q17 University Supervisor Name

Answered: 23 Skipped: 4

Q18 Provided an adequate orientation on their role as a supervisor.

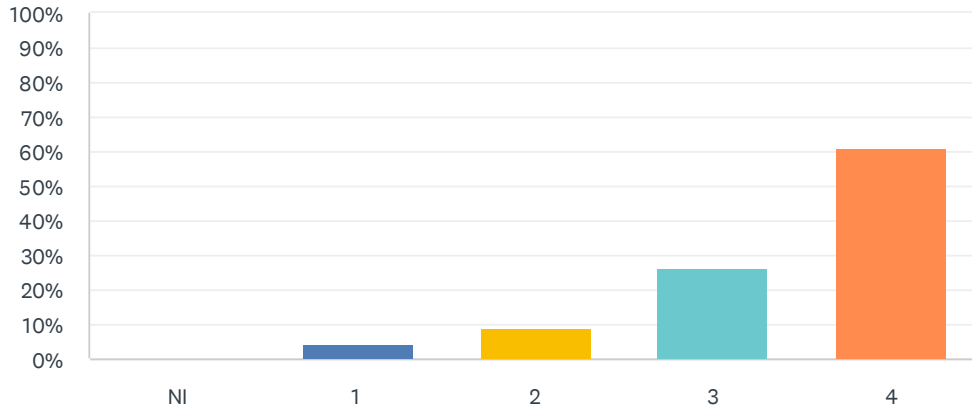
Answered: 23 Skipped: 4



ANSWER CHOICES	RESPONSES	
NI not enough Information	0.00%	0
1	4.35%	1
2	8.70%	2
3	26.09%	6
4	60.87%	14
TOTAL		23

Q19 Developed a team approach by communicating frequently with the cooperating teacher and student teacher.

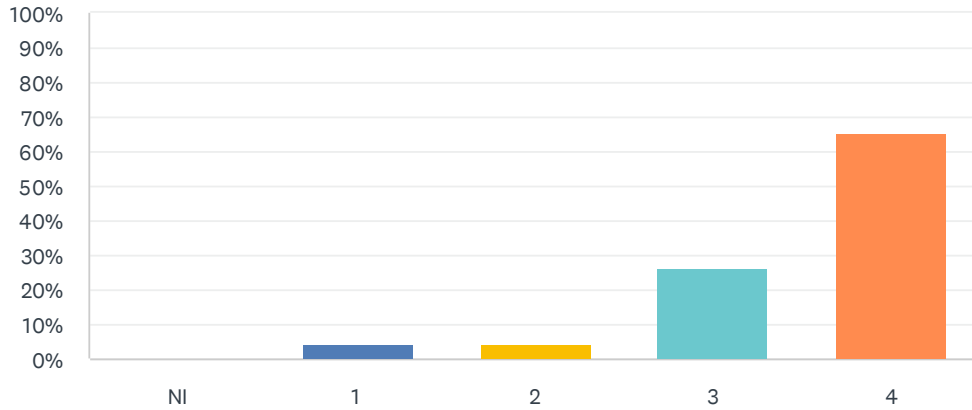
Answered: 23 Skipped: 4



ANSWER CHOICES	RESPONSES	
NI	0.00%	0
1	4.35%	1
2	8.70%	2
3	26.09%	6
4	60.87%	14
TOTAL		23

Q20 Demonstrated a sincere interest in the development of the student teacher.

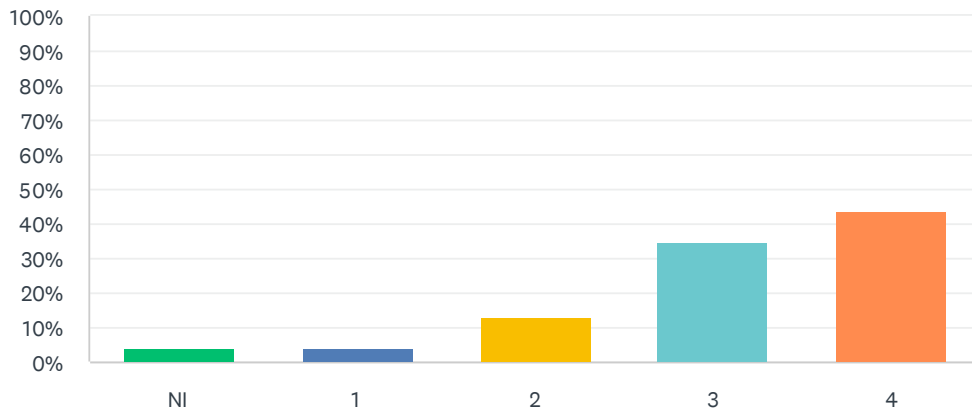
Answered: 23 Skipped: 4



ANSWER CHOICES	RESPONSES
NI	0.00% 0
1	4.35% 1
2	4.35% 1
3	26.09% 6
4	65.22% 15
TOTAL	23

Q21 Provided useful suggestions, materials, about teaching content.

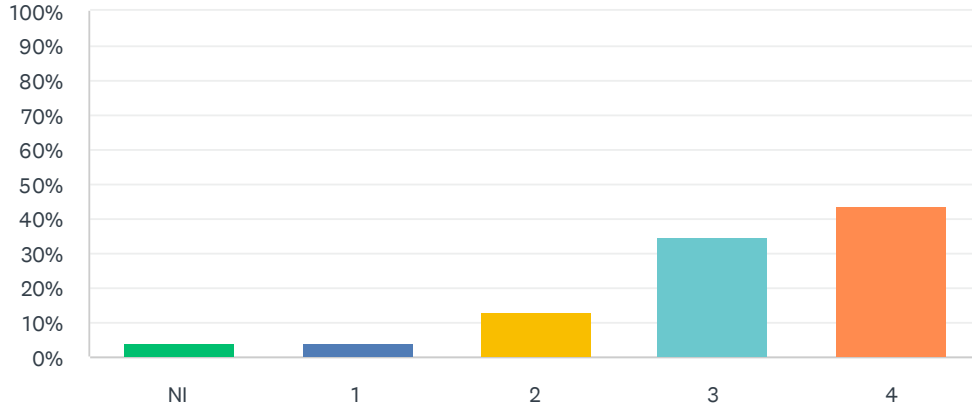
Answered: 23 Skipped: 4



ANSWER CHOICES	RESPONSES	
NI	4.35%	1
1	4.35%	1
2	13.04%	3
3	34.78%	8
4	43.48%	10
TOTAL		23

Q22 Provided ideas and strategies to help improve instruction and make it more meaningful for students.

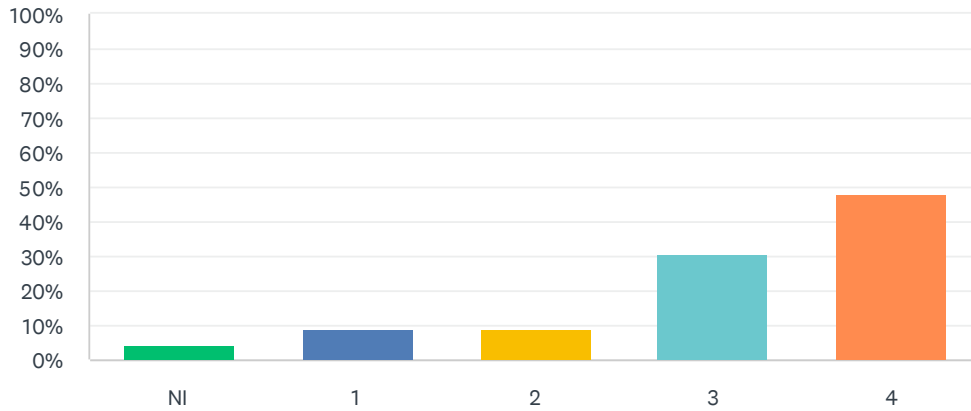
Answered: 23 Skipped: 4



ANSWER CHOICES	RESPONSES
NI	4.35% 1
1	4.35% 1
2	13.04% 3
3	34.78% 8
4	43.48% 10
TOTAL	23

Q23 Helped the student teacher improve the classroom management abilities: organization, communication, climate setting, discussion, guidance, etc.

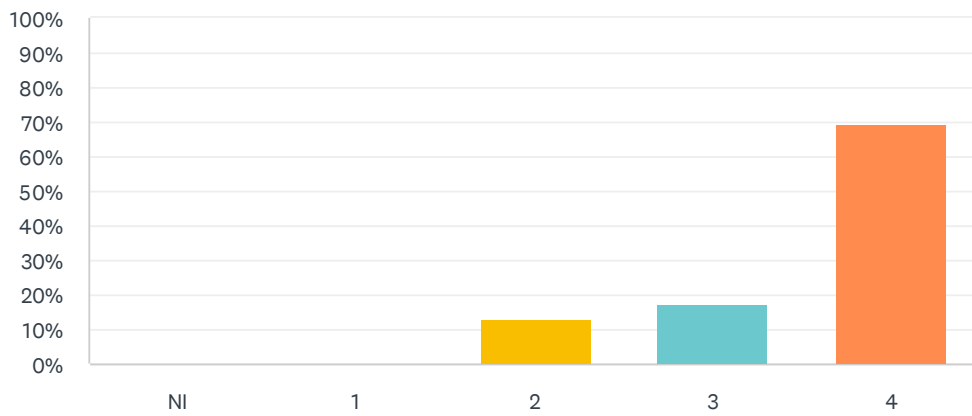
Answered: 23 Skipped: 4



ANSWER CHOICES	RESPONSES
NI	4.35% 1
1	8.70% 2
2	8.70% 2
3	30.43% 7
4	47.83% 11
TOTAL	23

Q24 Provided timely and helpful feedback to the student teacher.

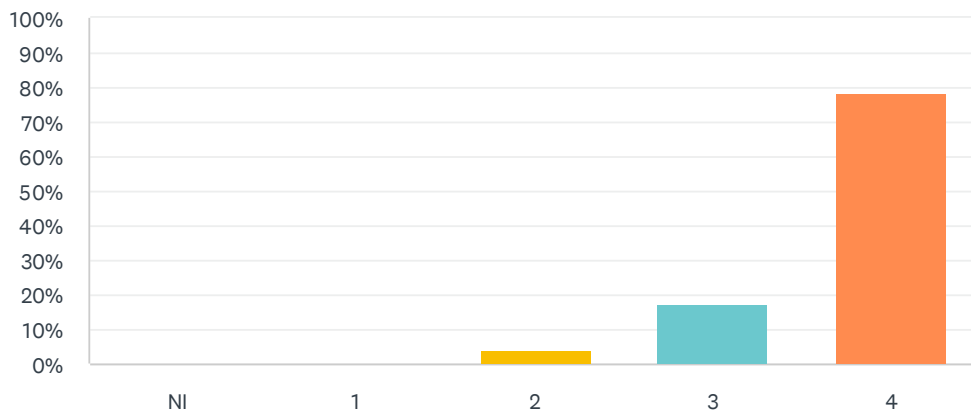
Answered: 23 Skipped: 4



ANSWER CHOICES	RESPONSES	
NI	0.00%	0
1	0.00%	0
2	13.04%	3
3	17.39%	4
4	69.57%	16
TOTAL		23

Q25 Was flexible in scheduling observations and follow-up conferences.

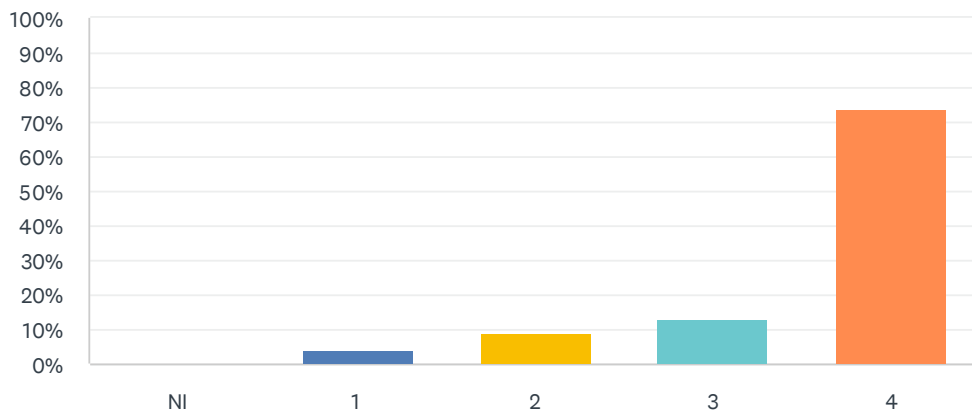
Answered: 23 Skipped: 4



ANSWER CHOICES	RESPONSES	
NI	0.00%	0
1	0.00%	0
2	4.35%	1
3	17.39%	4
4	78.26%	18
TOTAL		23

Q26 Was an effective model and professional.

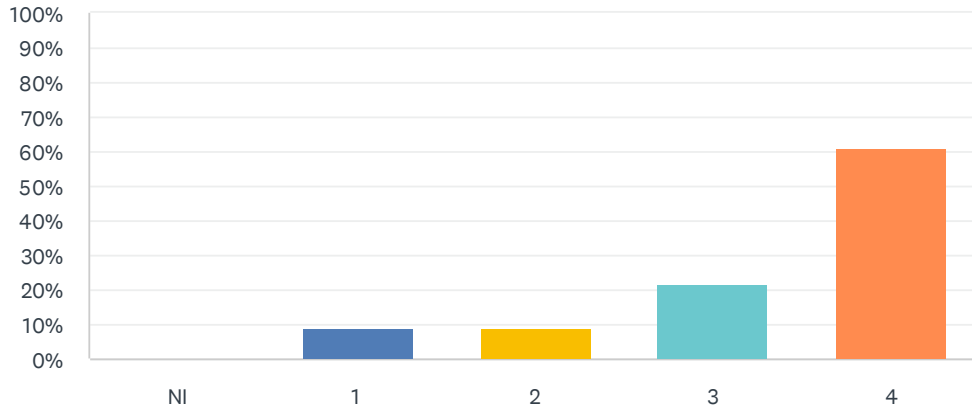
Answered: 23 Skipped: 4



ANSWER CHOICES	RESPONSES	
NI	0.00%	0
1	4.35%	1
2	8.70%	2
3	13.04%	3
4	73.91%	17
TOTAL		23

Q27 The overall quality of the support provided during the student teaching experience:

Answered: 23 Skipped: 4



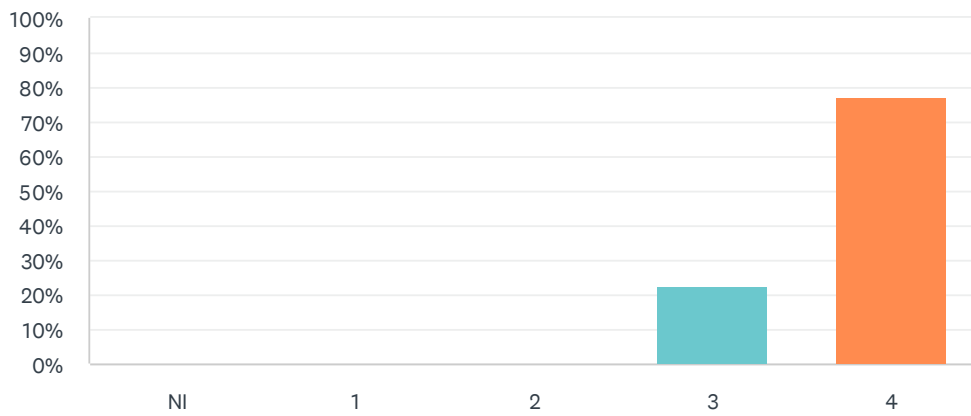
ANSWER CHOICES	RESPONSES	
NI	0.00%	0
1	8.70%	2
2	8.70%	2
3	21.74%	5
4	60.87%	14
TOTAL		23

Q28 Additional Comments (optional):

Answered: 9 Skipped: 18

Q29 Provided an adequate orientation on student teaching expectations.

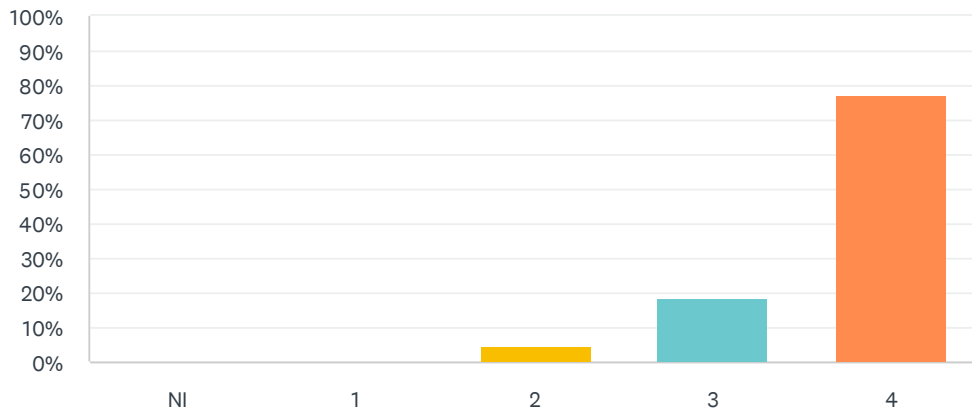
Answered: 22 Skipped: 5



ANSWER CHOICES	RESPONSES	
NI	0.00%	0
1	0.00%	0
2	0.00%	0
3	22.73%	5
4	77.27%	17
TOTAL		22

Q30 Evaluation forms were understandable and useful.

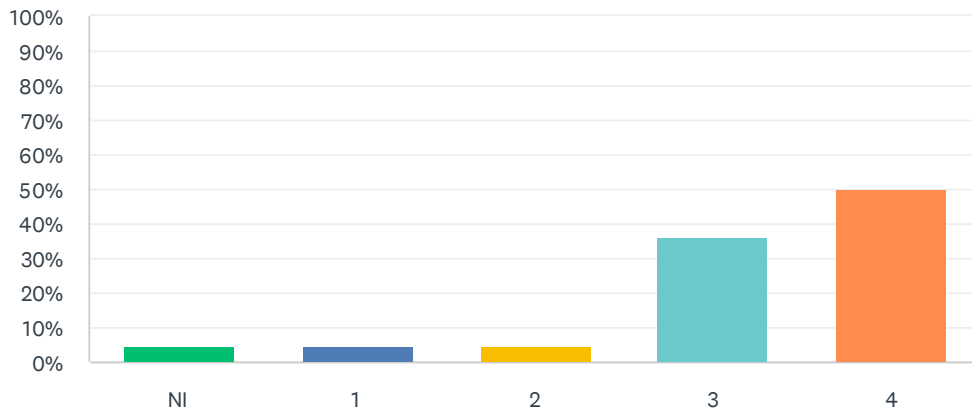
Answered: 22 Skipped: 5



ANSWER CHOICES	RESPONSES	
NI	0.00%	0
1	0.00%	0
2	4.55%	1
3	18.18%	4
4	77.27%	17
TOTAL		22

Q31 The Wittenberg Lesson Plan Form was appropriate.

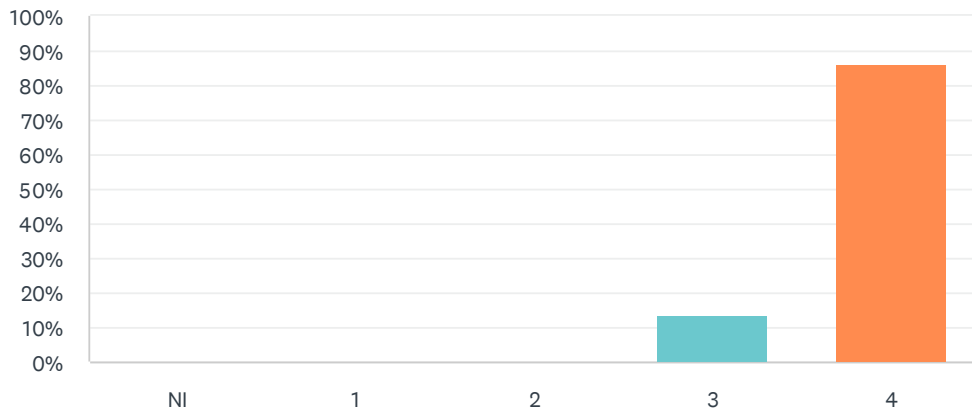
Answered: 22 Skipped: 5



ANSWER CHOICES	RESPONSES	
NI	4.55%	1
1	4.55%	1
2	4.55%	1
3	36.36%	8
4	50.00%	11
TOTAL		22

Q32 Demonstrated professionalism.

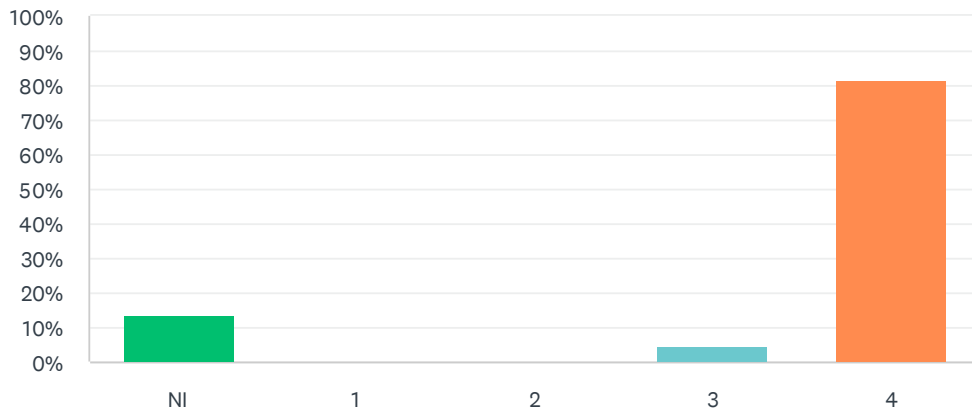
Answered: 22 Skipped: 5



ANSWER CHOICES	RESPONSES	
NI	0.00%	0
1	0.00%	0
2	0.00%	0
3	13.64%	3
4	86.36%	19
TOTAL		22

Q33 Answered inquires accurately and quickly.

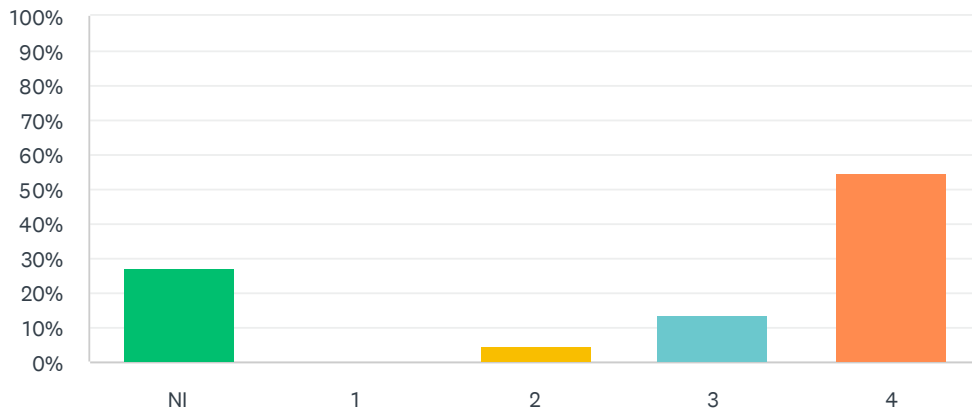
Answered: 22 Skipped: 5



ANSWER CHOICES	RESPONSES	
NI	13.64%	3
1	0.00%	0
2	0.00%	0
3	4.55%	1
4	81.82%	18
TOTAL		22

Q34 Was available for consultation.

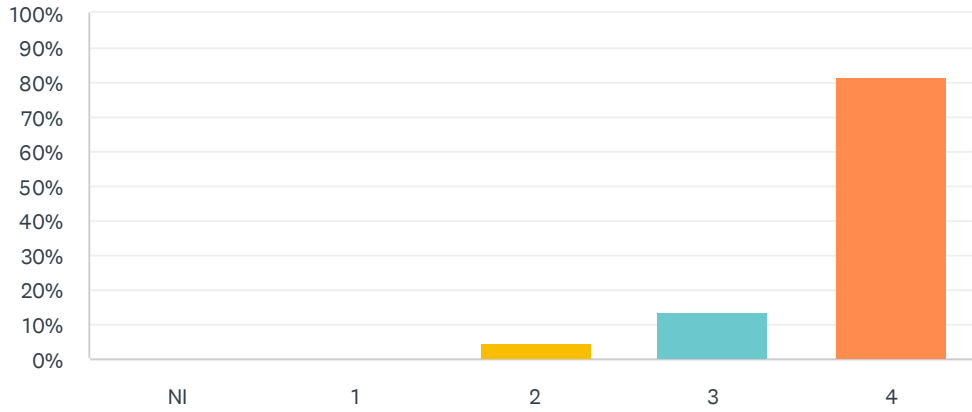
Answered: 22 Skipped: 5



ANSWER CHOICES	RESPONSES	
NI	27.27%	6
1	0.00%	0
2	4.55%	1
3	13.64%	3
4	54.55%	12
TOTAL		22

Q35 The overall quality of the support provided during the student teaching experience.

Answered: 22 Skipped: 5



ANSWER CHOICES	RESPONSES	
NI	0.00%	0
1	0.00%	0
2	4.55%	1
3	13.64%	3
4	81.82%	18
TOTAL		22

Q36 Additional Comments (optional):

Answered: 5 Skipped: 22