

Q1 My name (Last, First)

Answered: 29 Skipped: 0

Q2 Student name (Last, First)

Answered: 29 Skipped: 0

Q3 Today's Date

Answered: 29 Skipped: 0

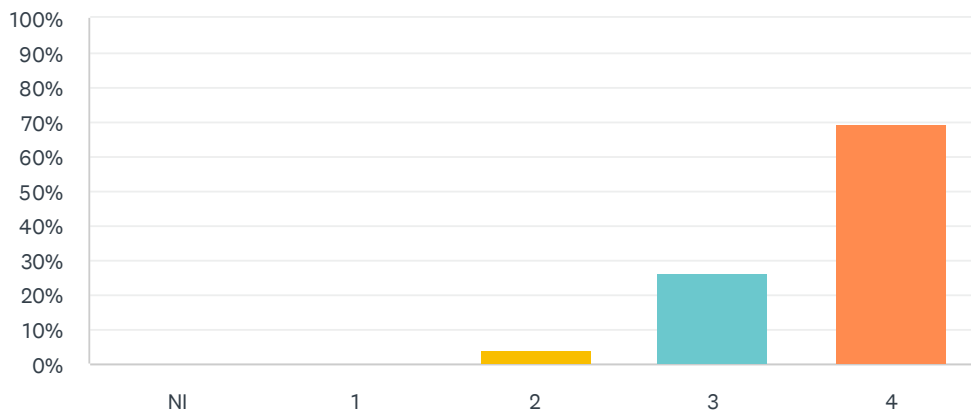
ANSWER CHOICES	RESPONSES
Date / Time	100.00% 29

Exit Survey - Clinical Faculty

ANSWER CHOICES	RESPONSES	
P-3: Early Childhood	46.15%	12
K-12: Intervention-Mild/Moderate	34.62%	9
4-9: 2 subject areas	0.00%	0
4-9: Lang Arts	0.00%	0
4-9: Math	0.00%	0
4-9: Science	0.00%	0
4-9: Social Studies	0.00%	0
7-12: Lang Arts	11.54%	3
7-12: Math	3.85%	1
7-12: Science (Life or Earth)	0.00%	0
7-12: Social Studies	3.85%	1
P-12: Art, Primary	0.00%	0
P-12: Art, Secondary	0.00%	0
P-12: Music, Primary	0.00%	0
P-12: Music, Secondary	0.00%	0
P-12: Drama/Theater	0.00%	0
P-12: French	0.00%	0
P-12: German	0.00%	0
P-12: Spanish	0.00%	0
TOTAL		26

Q5 Provided an orientation to the school and other faculty.

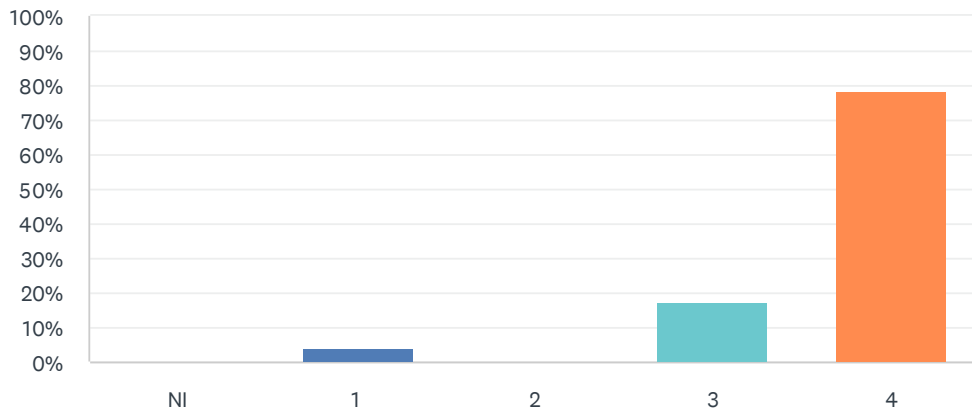
Answered: 23 Skipped: 6



ANSWER CHOICES	RESPONSES	
NI	0.00%	0
1	0.00%	0
2	4.35%	1
3	26.09%	6
4	69.57%	16
TOTAL		23

Q6 Established an effective rapport with the student teacher.

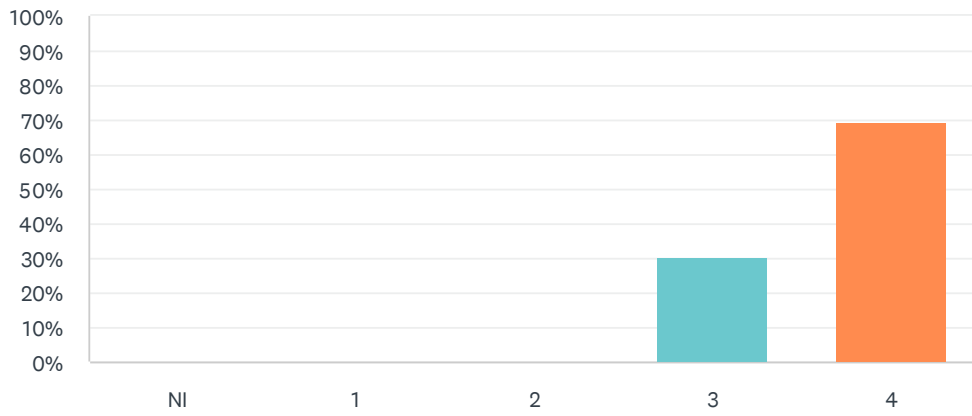
Answered: 23 Skipped: 6



ANSWER CHOICES	RESPONSES	
NI	0.00%	0
1	4.35%	1
2	0.00%	0
3	17.39%	4
4	78.26%	18
TOTAL		23

Q7 Was a good source of ideas, materials, and information about content.

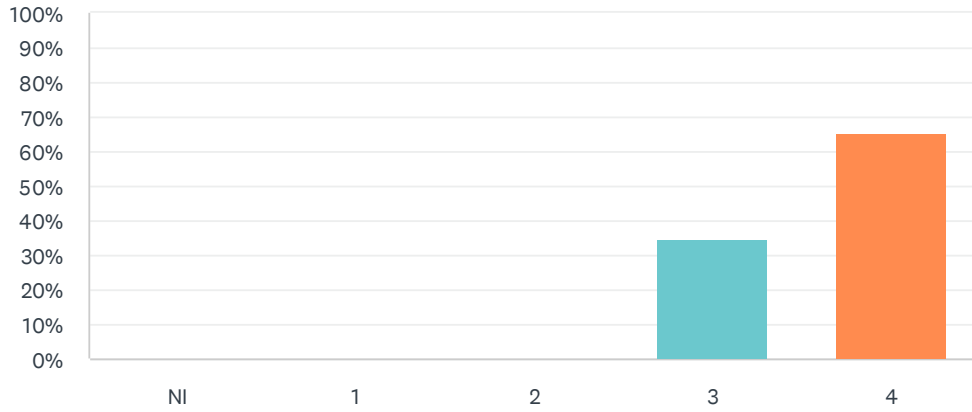
Answered: 23 Skipped: 6



ANSWER CHOICES	RESPONSES	
NI	0.00%	0
1	0.00%	0
2	0.00%	0
3	30.43%	7
4	69.57%	16
TOTAL		23

Q8 Provided ideas about how to improve classroom instruction and make it more meaningful for students.

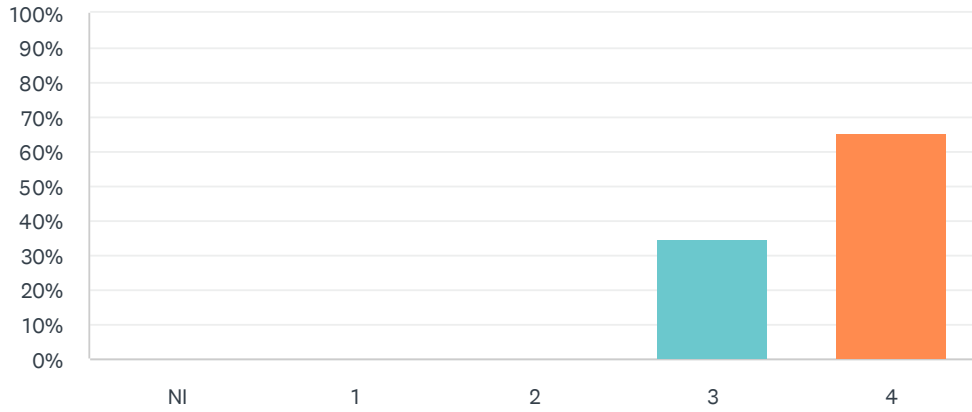
Answered: 23 Skipped: 6



ANSWER CHOICES	RESPONSES	
NI	0.00%	0
1	0.00%	0
2	0.00%	0
3	34.78%	8
4	65.22%	15
TOTAL		23

Q9 Provided timely, positive and useful feedback as well as suggestions for improvement.

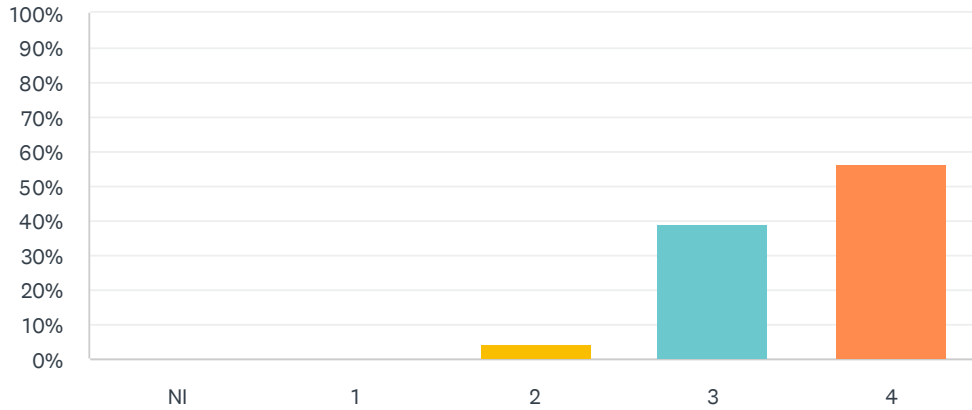
Answered: 23 Skipped: 6



ANSWER CHOICES	RESPONSES	
NI	0.00%	0
1	0.00%	0
2	0.00%	0
3	34.78%	8
4	65.22%	15
TOTAL		23

Q10 Helped the student teacher understand how to attend to the varying individual, cultural, & social factors that influence students and learning.

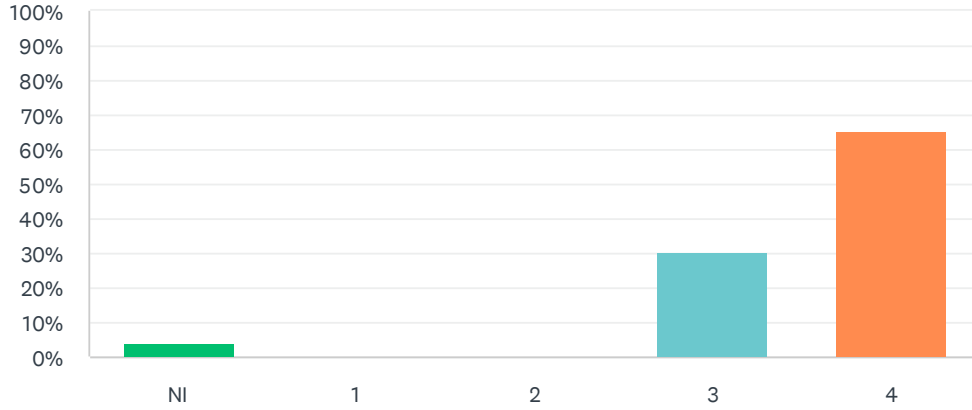
Answered: 23 Skipped: 6



ANSWER CHOICES	RESPONSES	
NI	0.00%	0
1	0.00%	0
2	4.35%	1
3	39.13%	9
4	56.52%	13
TOTAL		23

Q11 Facilitated the effective and appropriate use of various technologies to support teaching and learning.

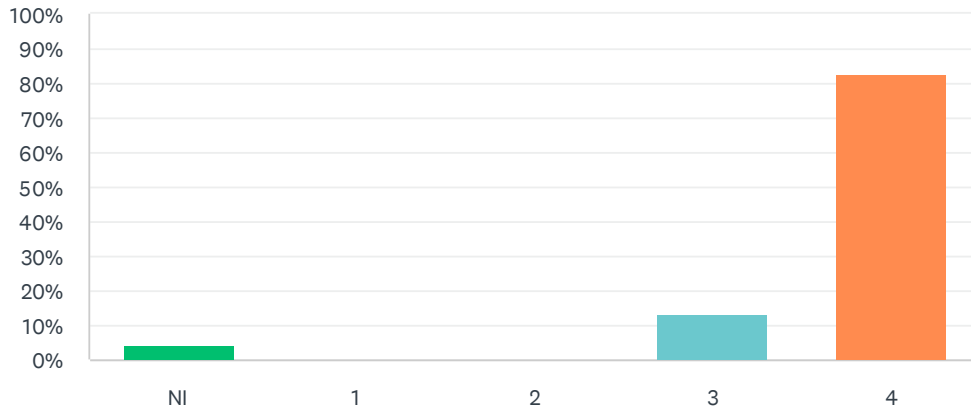
Answered: 23 Skipped: 6



ANSWER CHOICES	RESPONSES	
NI	4.35%	1
1	0.00%	0
2	0.00%	0
3	30.43%	7
4	65.22%	15
TOTAL		23

Q12 Helped the student teacher improve the classroom management abilities: organization, communication, climate setting, discussion, guidance, etc.

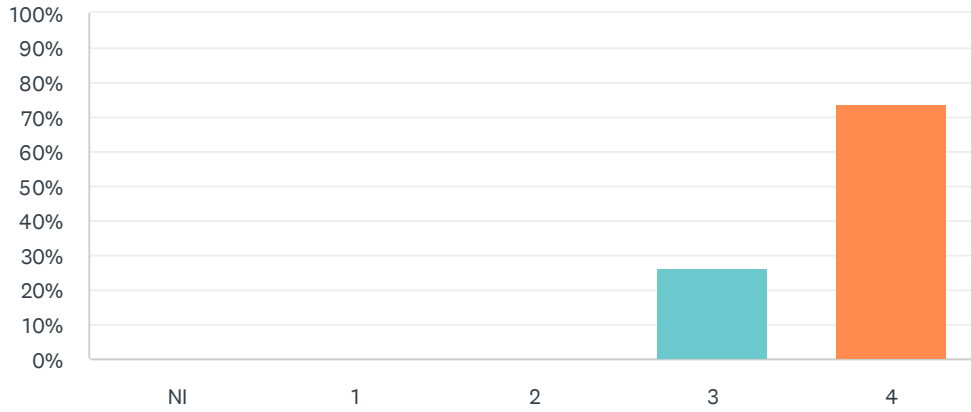
Answered: 23 Skipped: 6



ANSWER CHOICES	RESPONSES
NI	4.35% 1
1	0.00% 0
2	0.00% 0
3	13.04% 3
4	82.61% 19
TOTAL	23

Q13 Provided guidance about how to collaborate with colleagues and parents.

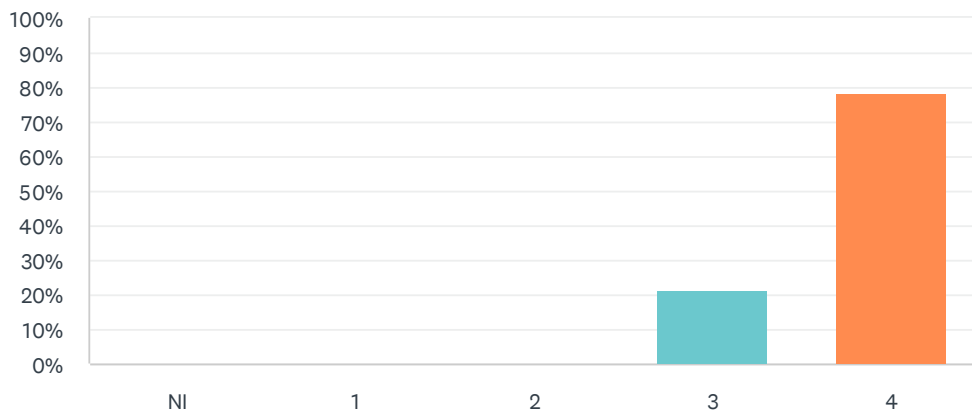
Answered: 23 Skipped: 6



ANSWER CHOICES	RESPONSES	
NI	0.00%	0
1	0.00%	0
2	0.00%	0
3	26.09%	6
4	73.91%	17
TOTAL		23

Q14 Was an effective model and professional.

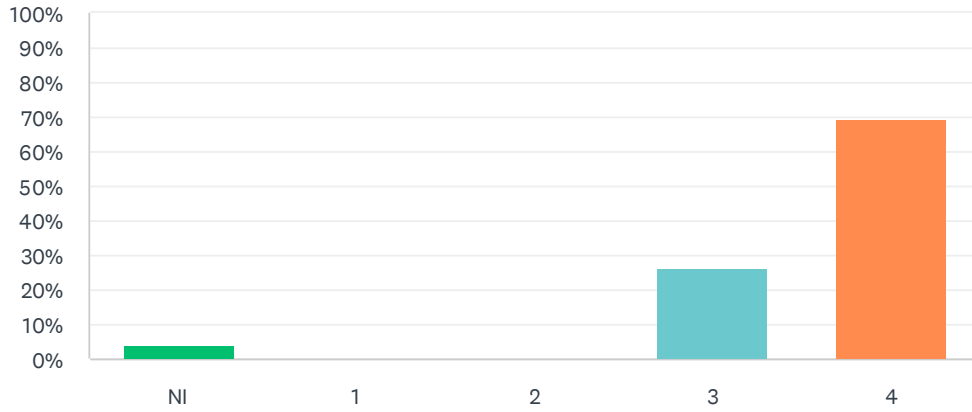
Answered: 23 Skipped: 6



ANSWER CHOICES	RESPONSES	
NI	0.00%	0
1	0.00%	0
2	0.00%	0
3	21.74%	5
4	78.26%	18
TOTAL		23

Q15 The overall quality of the support provided during the student teaching experience.

Answered: 23 Skipped: 6



ANSWER CHOICES	RESPONSES
NI	4.35% 1
1	0.00% 0
2	0.00% 0
3	26.09% 6
4	69.57% 16
TOTAL	23

Q16 Additional Comments (optional):

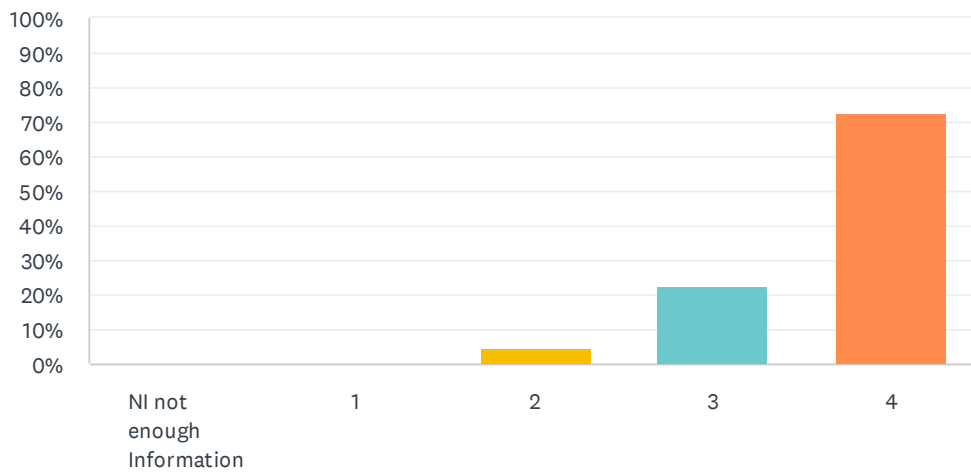
Answered: 3 Skipped: 26

Q17 University Supervisor Name

Answered: 22 Skipped: 7

Q18 Provided an adequate orientation on their role as a supervisor.

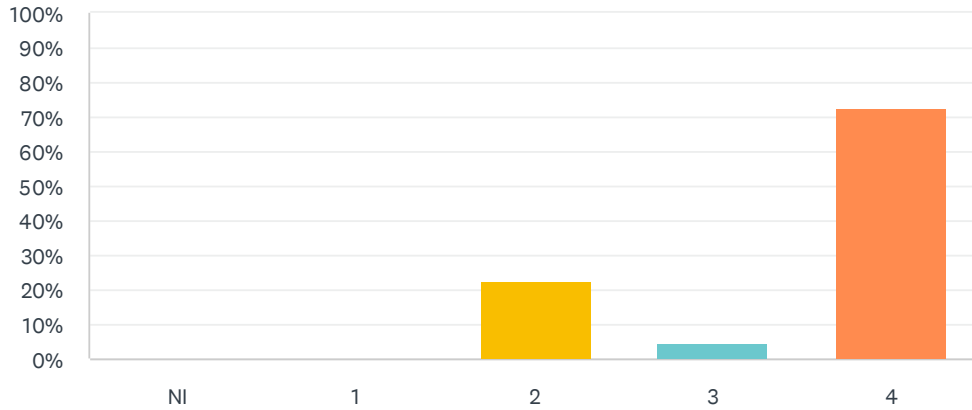
Answered: 22 Skipped: 7



ANSWER CHOICES	RESPONSES	
NI not enough Information	0.00%	0
1	0.00%	0
2	4.55%	1
3	22.73%	5
4	72.73%	16
TOTAL		22

Q19 Developed a team approach by communicating frequently with the cooperating teacher and student teacher.

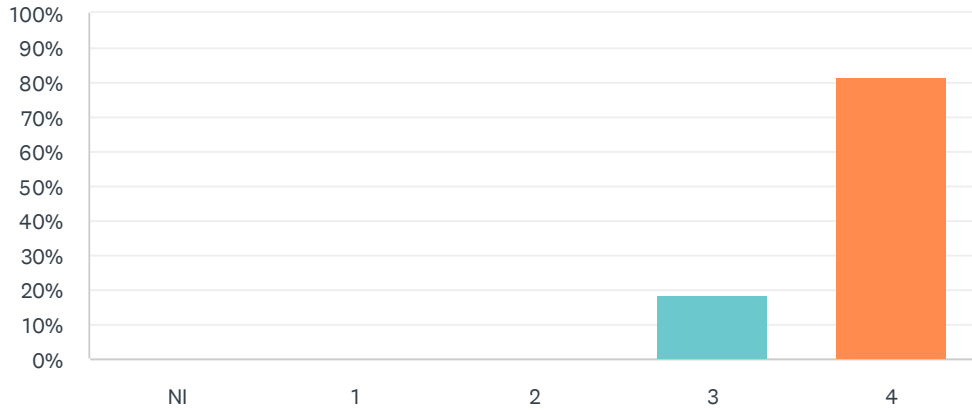
Answered: 22 Skipped: 7



ANSWER CHOICES	RESPONSES
NI	0.00% 0
1	0.00% 0
2	22.73% 5
3	4.55% 1
4	72.73% 16
TOTAL	22

Q20 Demonstrated a sincere interest in the development of the student teacher.

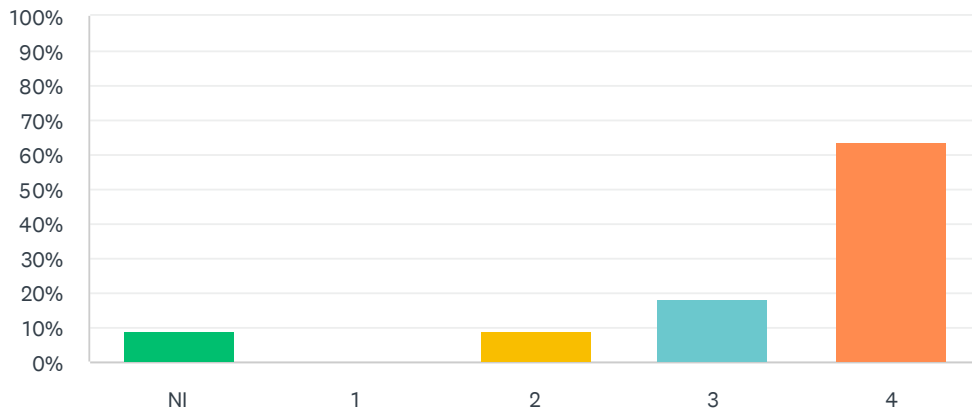
Answered: 22 Skipped: 7



ANSWER CHOICES	RESPONSES	
NI	0.00%	0
1	0.00%	0
2	0.00%	0
3	18.18%	4
4	81.82%	18
TOTAL		22

Q21 Provided useful suggestions, materials, about teaching content.

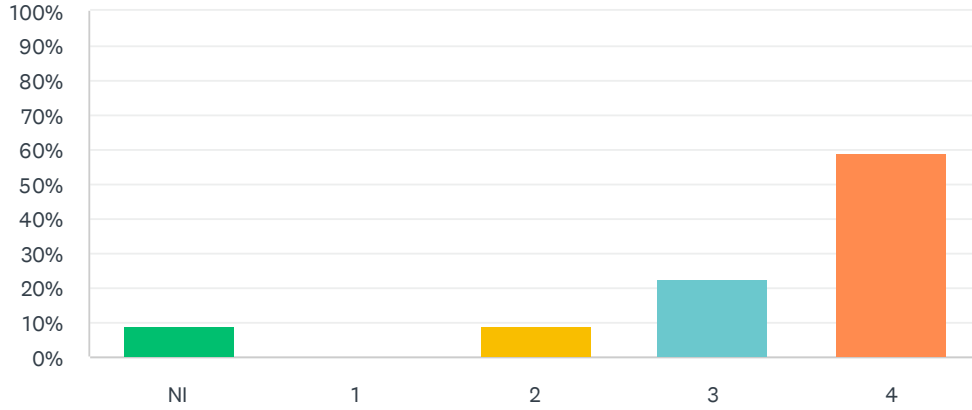
Answered: 22 Skipped: 7



ANSWER CHOICES	RESPONSES	
NI	9.09%	2
1	0.00%	0
2	9.09%	2
3	18.18%	4
4	63.64%	14
TOTAL		22

Q22 Provided ideas and strategies to help improve instruction and make it more meaningful for students.

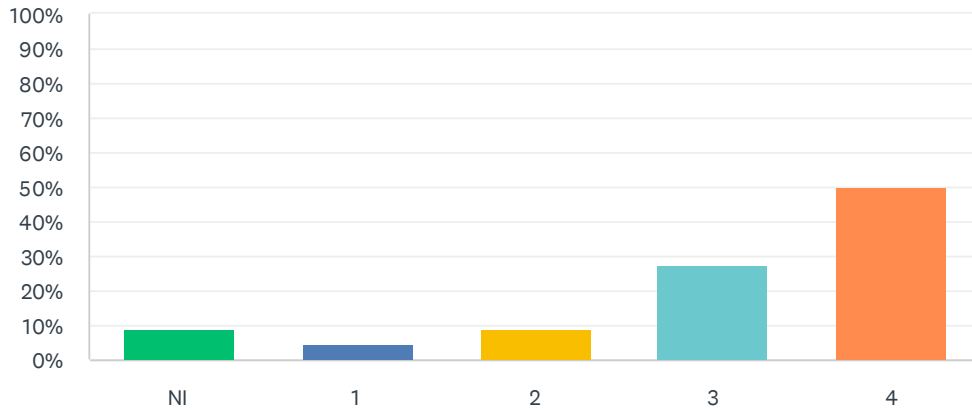
Answered: 22 Skipped: 7



ANSWER CHOICES	RESPONSES
NI	9.09% 2
1	0.00% 0
2	9.09% 2
3	22.73% 5
4	59.09% 13
TOTAL	22

Q23 Helped the student teacher improve the classroom management abilities: organization, communication, climate setting, discussion, guidance, etc.

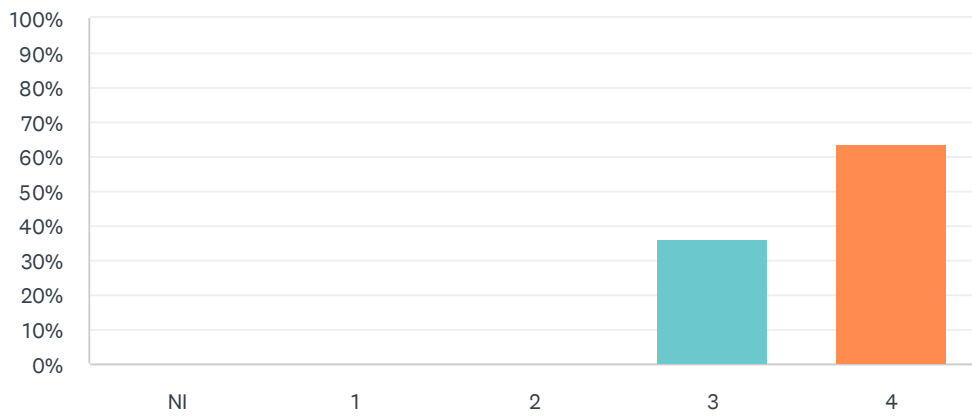
Answered: 22 Skipped: 7



ANSWER CHOICES	RESPONSES	
NI	9.09%	2
1	4.55%	1
2	9.09%	2
3	27.27%	6
4	50.00%	11
TOTAL		22

Q24 Provided timely and helpful feedback to the student teacher.

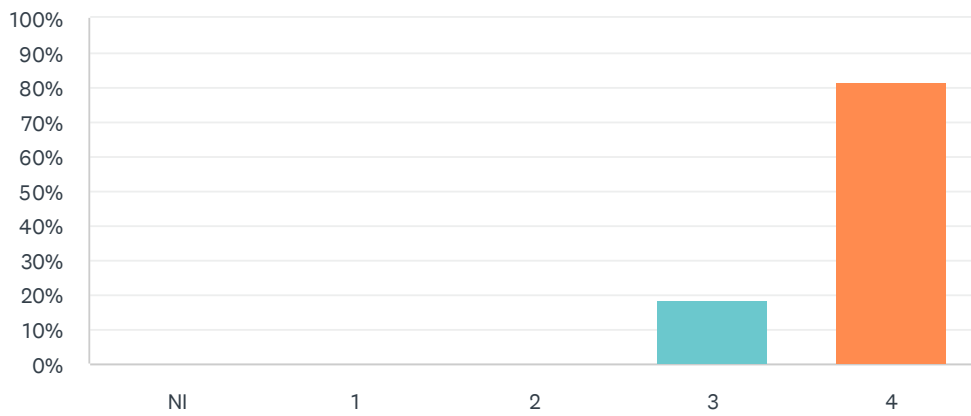
Answered: 22 Skipped: 7



ANSWER CHOICES	RESPONSES	
NI	0.00%	0
1	0.00%	0
2	0.00%	0
3	36.36%	8
4	63.64%	14
TOTAL		22

Q25 Was flexible in scheduling observations and follow-up conferences.

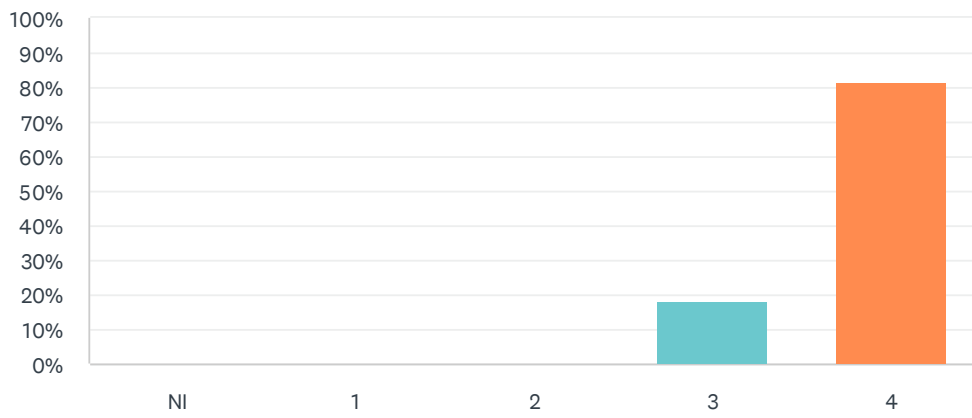
Answered: 22 Skipped: 7



ANSWER CHOICES	RESPONSES	
NI	0.00%	0
1	0.00%	0
2	0.00%	0
3	18.18%	4
4	81.82%	18
TOTAL		22

Q26 Was an effective model and professional.

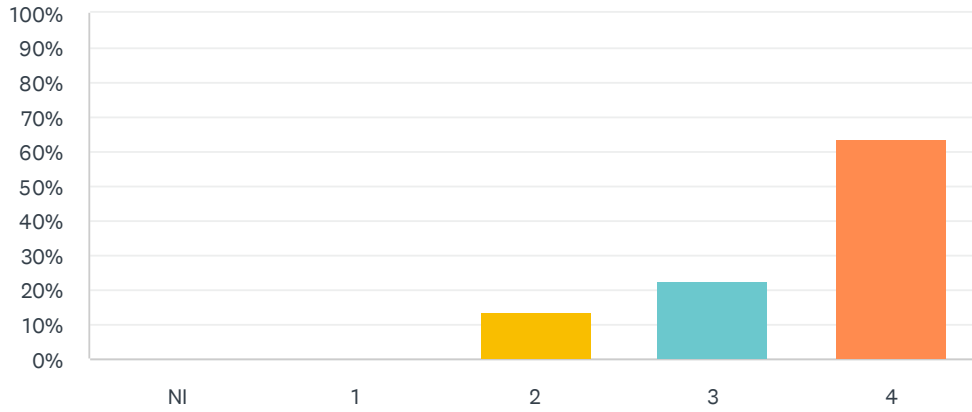
Answered: 22 Skipped: 7



ANSWER CHOICES	RESPONSES	
NI	0.00%	0
1	0.00%	0
2	0.00%	0
3	18.18%	4
4	81.82%	18
TOTAL		22

Q27 The overall quality of the support provided during the student teaching experience:

Answered: 22 Skipped: 7



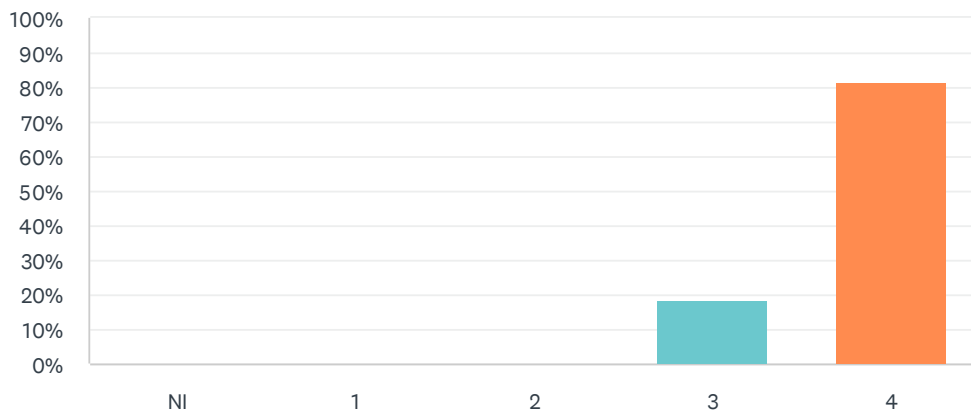
ANSWER CHOICES	RESPONSES	
NI	0.00%	0
1	0.00%	0
2	13.64%	3
3	22.73%	5
4	63.64%	14
TOTAL		22

Q28 Additional Comments (optional):

Answered: 8 Skipped: 21

Q29 Provided an adequate orientation on student teaching expectations.

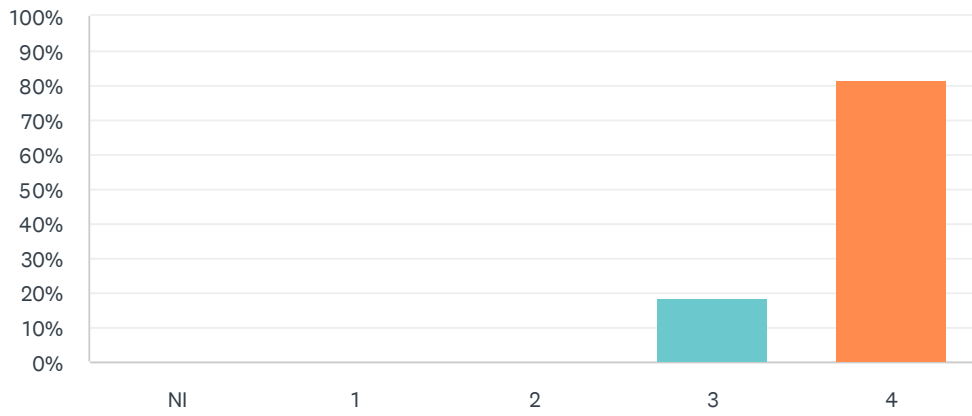
Answered: 22 Skipped: 7



ANSWER CHOICES	RESPONSES	
NI	0.00%	0
1	0.00%	0
2	0.00%	0
3	18.18%	4
4	81.82%	18
TOTAL		22

Q30 Evaluation forms were understandable and useful.

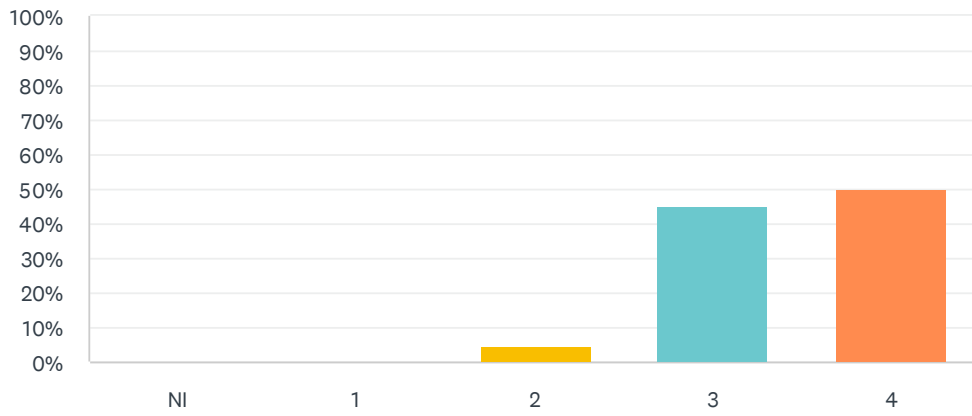
Answered: 22 Skipped: 7



ANSWER CHOICES	RESPONSES	
NI	0.00%	0
1	0.00%	0
2	0.00%	0
3	18.18%	4
4	81.82%	18
TOTAL		22

Q31 The Wittenberg Lesson Plan Form was appropriate.

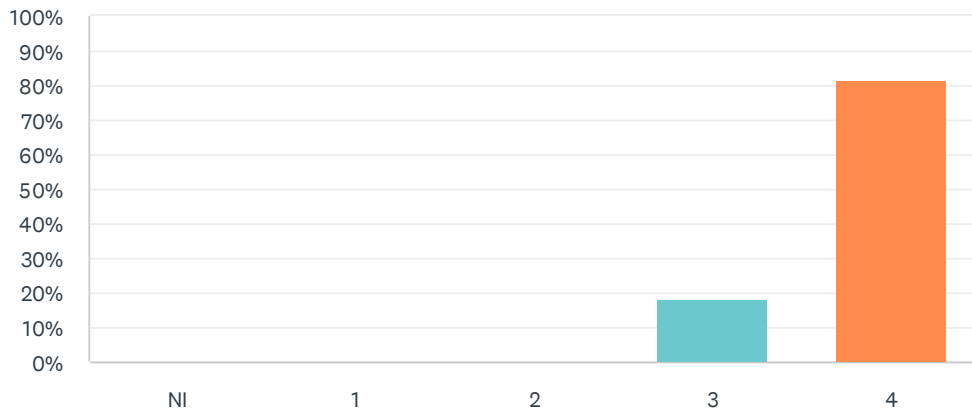
Answered: 22 Skipped: 7



ANSWER CHOICES	RESPONSES	
NI	0.00%	0
1	0.00%	0
2	4.55%	1
3	45.45%	10
4	50.00%	11
TOTAL		22

Q32 Demonstrated professionalism.

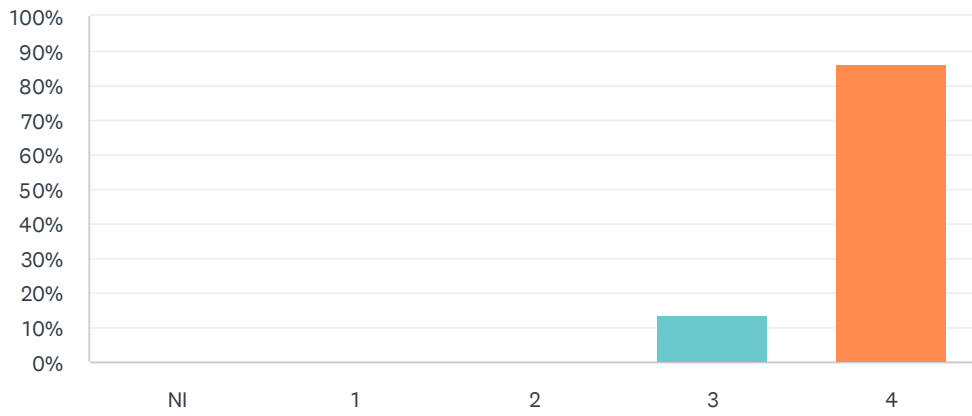
Answered: 22 Skipped: 7



ANSWER CHOICES	RESPONSES	
NI	0.00%	0
1	0.00%	0
2	0.00%	0
3	18.18%	4
4	81.82%	18
TOTAL		22

Q33 Answered inquires accurately and quickly.

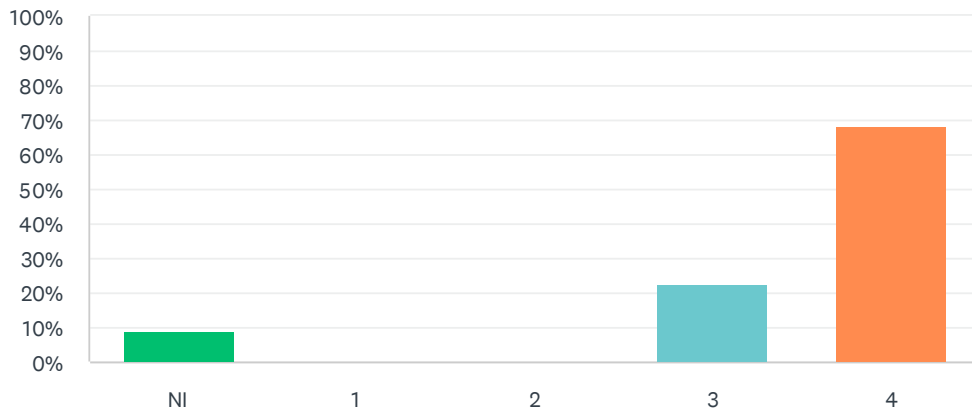
Answered: 22 Skipped: 7



ANSWER CHOICES	RESPONSES	
NI	0.00%	0
1	0.00%	0
2	0.00%	0
3	13.64%	3
4	86.36%	19
TOTAL		22

Q34 Was available for consultation.

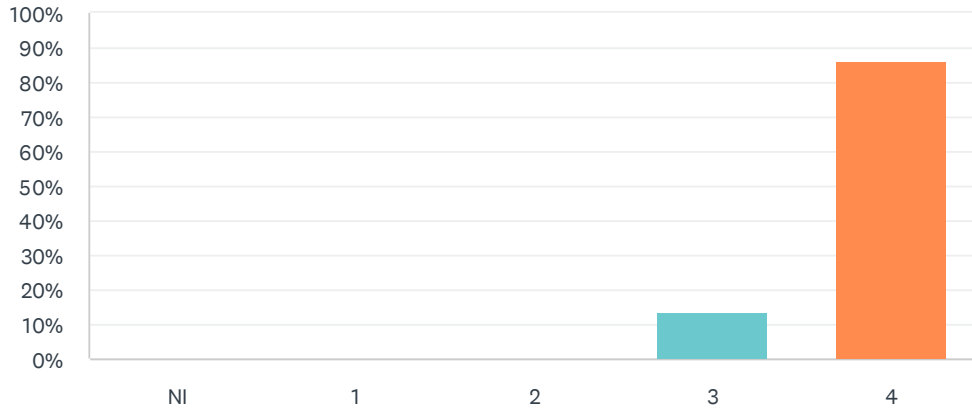
Answered: 22 Skipped: 7



ANSWER CHOICES	RESPONSES	
NI	9.09%	2
1	0.00%	0
2	0.00%	0
3	22.73%	5
4	68.18%	15
TOTAL		22

Q35 The overall quality of the support provided during the student teaching experience.

Answered: 22 Skipped: 7



ANSWER CHOICES	RESPONSES	
NI	0.00%	0
1	0.00%	0
2	0.00%	0
3	13.64%	3
4	86.36%	19
TOTAL		22

Q36 Additional Comments (optional):

Answered: 4 Skipped: 25