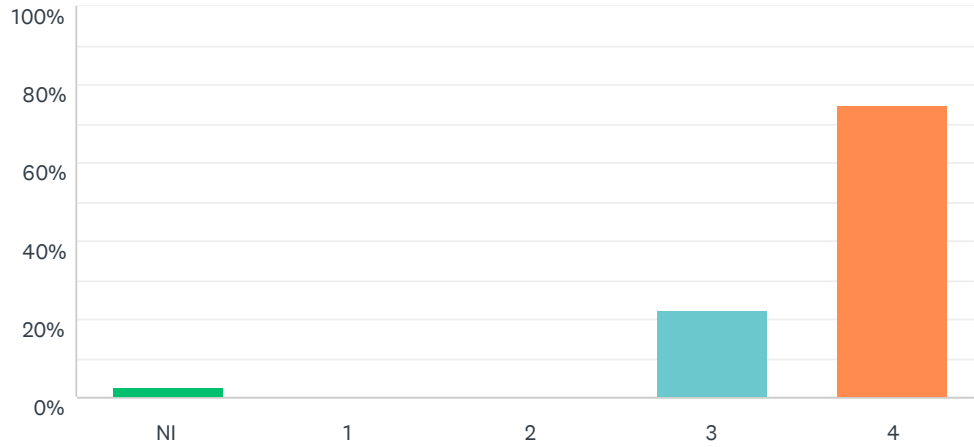


### Q18 Provided an adequate orientation on their role as a supervisor.

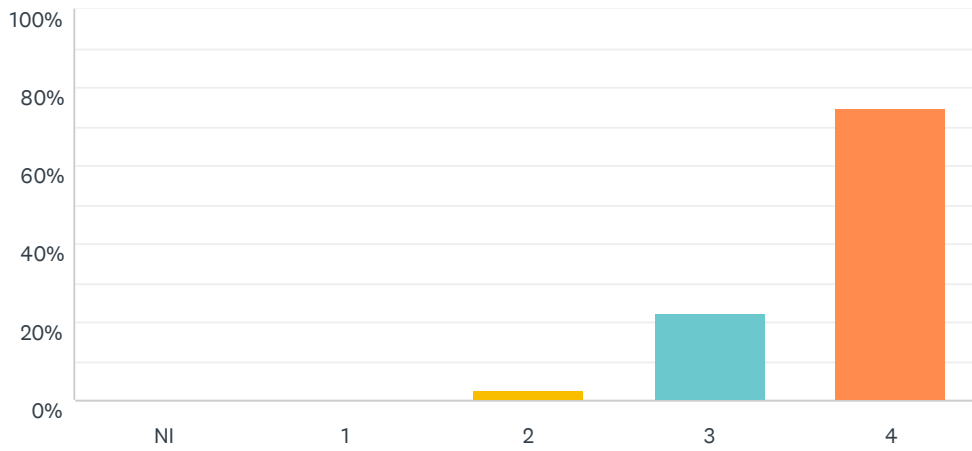
Answered: 36 Skipped: 1



ANSWER CHOICES	RESPONSES
NI	2.78% 1
1	0.00% 0
2	0.00% 0
3	22.22% 8
4	75.00% 27
<b>TOTAL</b>	<b>36</b>

### Q19 Developed a team approach by communicating frequently with the cooperating teacher and student teacher.

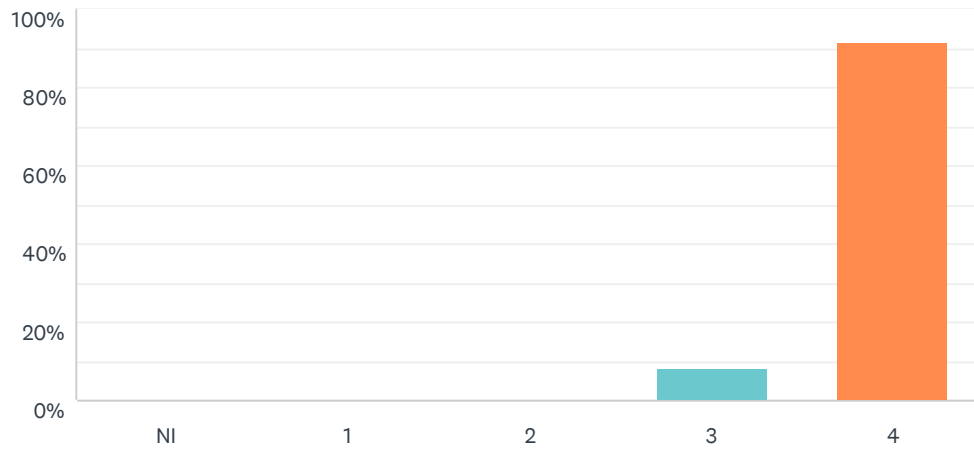
Answered: 36 Skipped: 1



ANSWER CHOICES	RESPONSES	
NI	0.00%	0
1	0.00%	0
2	2.78%	1
3	22.22%	8
4	75.00%	27
<b>TOTAL</b>		<b>36</b>

## Q20 Demonstrated a sincere interest in the development of the student teacher.

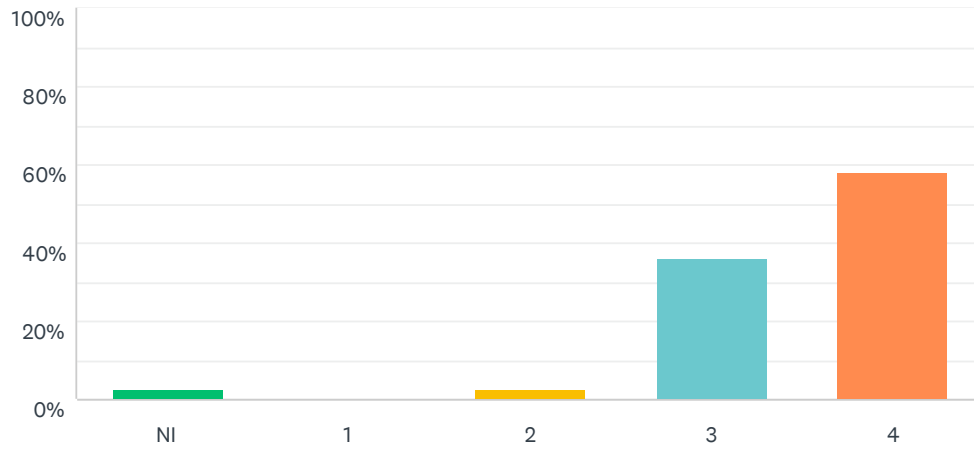
Answered: 36 Skipped: 1



ANSWER CHOICES	RESPONSES	
NI	0.00%	0
1	0.00%	0
2	0.00%	0
3	8.33%	3
4	91.67%	33
<b>TOTAL</b>		<b>36</b>

## Q21 Provided useful suggestions, materials, about teaching content.

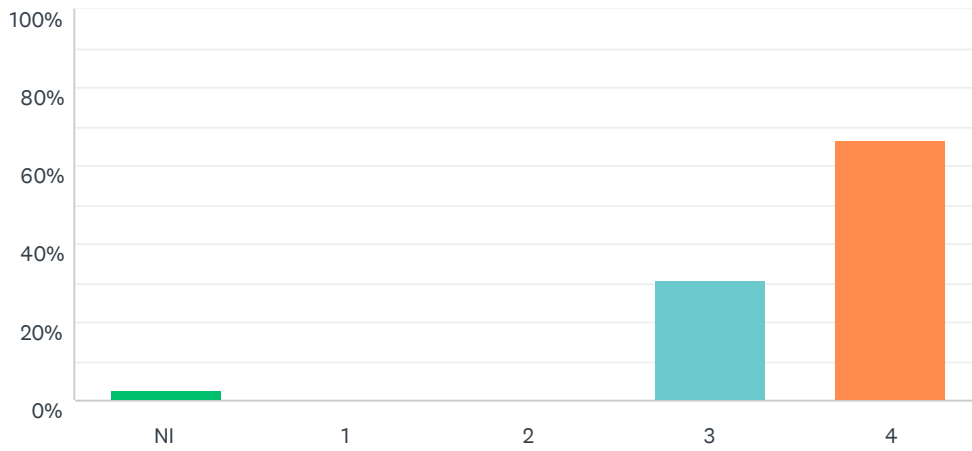
Answered: 36 Skipped: 1



ANSWER CHOICES	RESPONSES
NI	2.78% 1
1	0.00% 0
2	2.78% 1
3	36.11% 13
4	58.33% 21
<b>TOTAL</b>	<b>36</b>

## Q22 Provided ideas and strategies to help improve instruction and make it more meaningful for students.

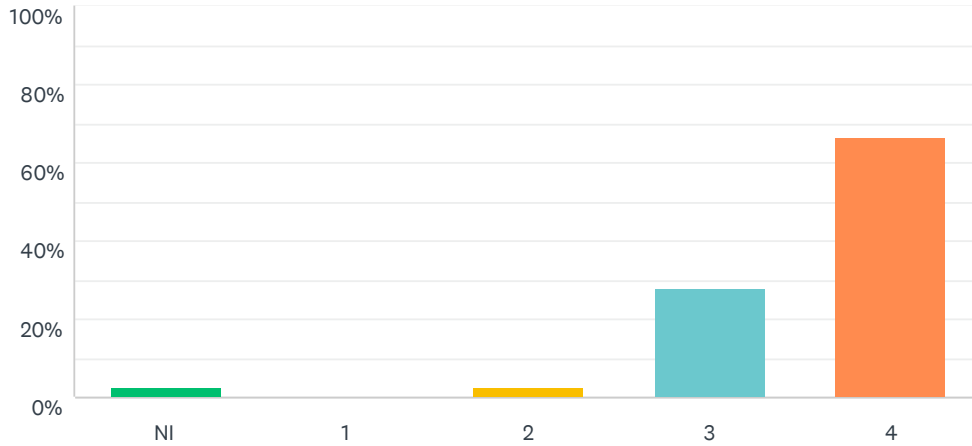
Answered: 36 Skipped: 1



ANSWER CHOICES	RESPONSES	
NI	2.78%	1
1	0.00%	0
2	0.00%	0
3	30.56%	11
4	66.67%	24
<b>TOTAL</b>		<b>36</b>

### Q23 Helped the student teacher improve the classroom management abilities: organization, communication, climate setting, discussion, guidance, etc.

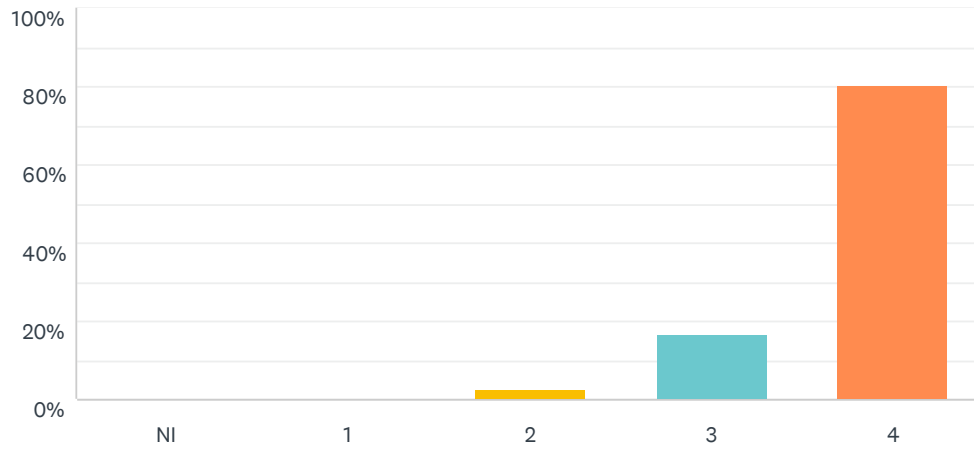
Answered: 36 Skipped: 1



ANSWER CHOICES	RESPONSES
NI	2.78% 1
1	0.00% 0
2	2.78% 1
3	27.78% 10
4	66.67% 24
<b>TOTAL</b>	<b>36</b>

## Q24 Provided timely and helpful feedback to the student teacher.

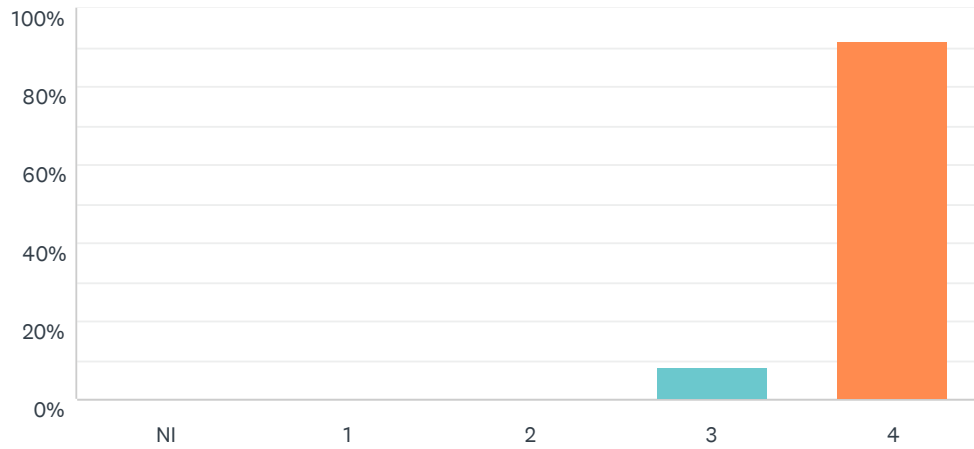
Answered: 36 Skipped: 1



ANSWER CHOICES	RESPONSES
NI	0.00% 0
1	0.00% 0
2	2.78% 1
3	16.67% 6
4	80.56% 29
<b>TOTAL</b>	<b>36</b>

## Q25 Was flexible in scheduling observations and follow-up conferences.

Answered: 36 Skipped: 1

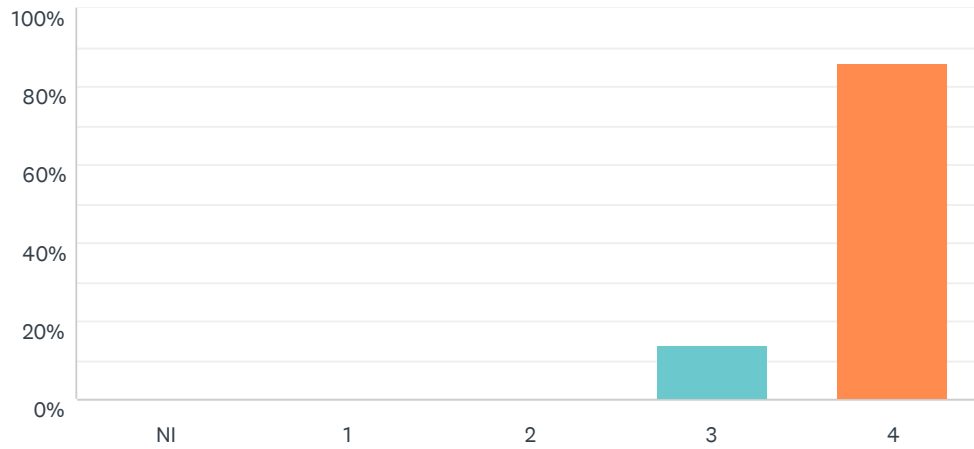


ANSWER CHOICES	RESPONSES
NI	0.00% 0
1	0.00% 0
2	0.00% 0
3	8.33% 3
4	91.67% 33
<b>TOTAL</b>	<b>36</b>



## Q26 Was an effective model and professional.

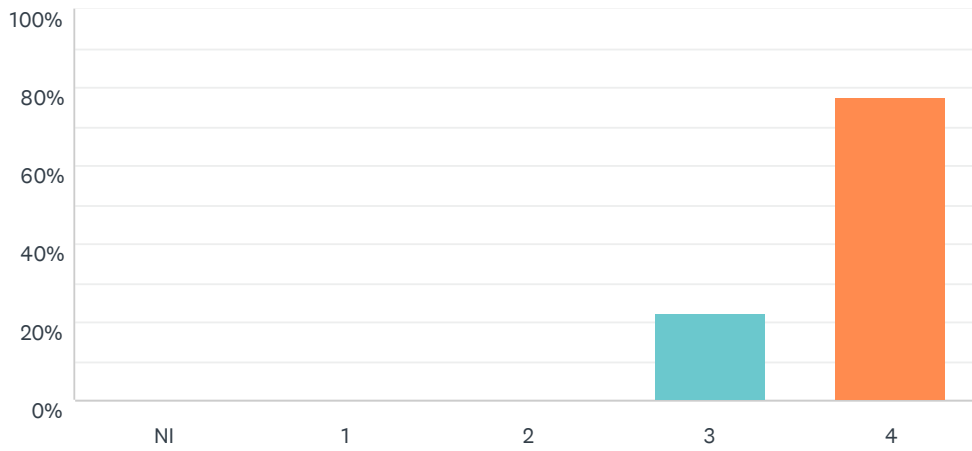
Answered: 36 Skipped: 1



ANSWER CHOICES	RESPONSES
NI	0.00% 0
1	0.00% 0
2	0.00% 0
3	13.89% 5
4	86.11% 31
<b>TOTAL</b>	<b>36</b>

## Q27 The overall quality of the support provided during the student teaching experience:

Answered: 36 Skipped: 1



ANSWER CHOICES	RESPONSES	
NI	0.00%	0
1	0.00%	0
2	0.00%	0
3	22.22%	8
4	77.78%	28
<b>TOTAL</b>		<b>36</b>

## Q28 Additional Comments (optional):

Answered: 10 Skipped: 27