

Ferncliff Hall Check-In and Arrival Map

Fall 2020 - By appointment only



★ Student Development & Residence Life Office - 101 Showlin Hall

Please enter campus via McCreight Ave. to south on Woodlawn Ave. This will assist us in keeping traffic moving and not blocking major thoroughfares.

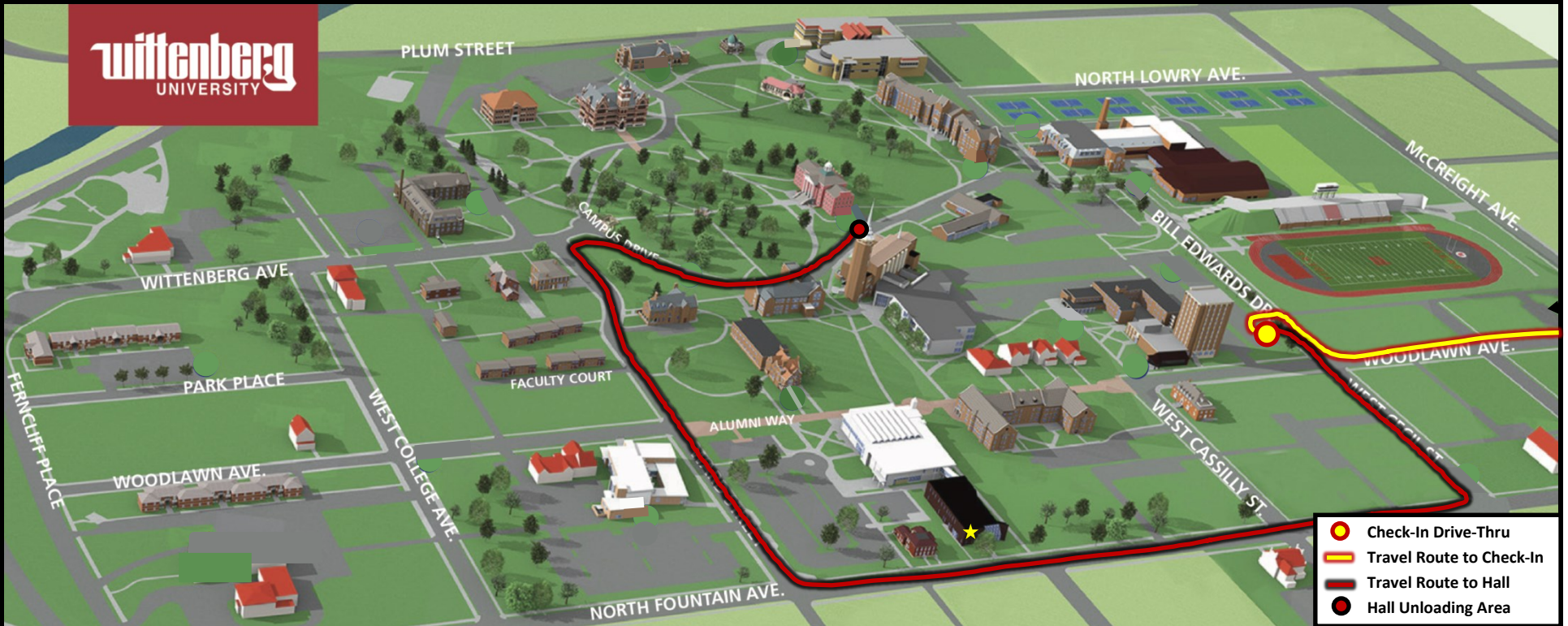
Bill Edwards Dr. is under construction and may not be passable at the time of your arrival.

The Bill Edwards Dr. entrance to the Tower lot is solely for check-in - no other traffic permitted.

Questions? Call us at 937-327-7800 or email us at housing@wittenberg.edu

Myers Hall Check-In and Arrival Map

Fall 2020 - By appointment only



★ Student Development & Residence Life Office - 101 Showlin Hall

Please enter campus via McCreight Ave. to south on Woodlawn Ave. This will assist us in keeping traffic moving and not blocking major thoroughfares.

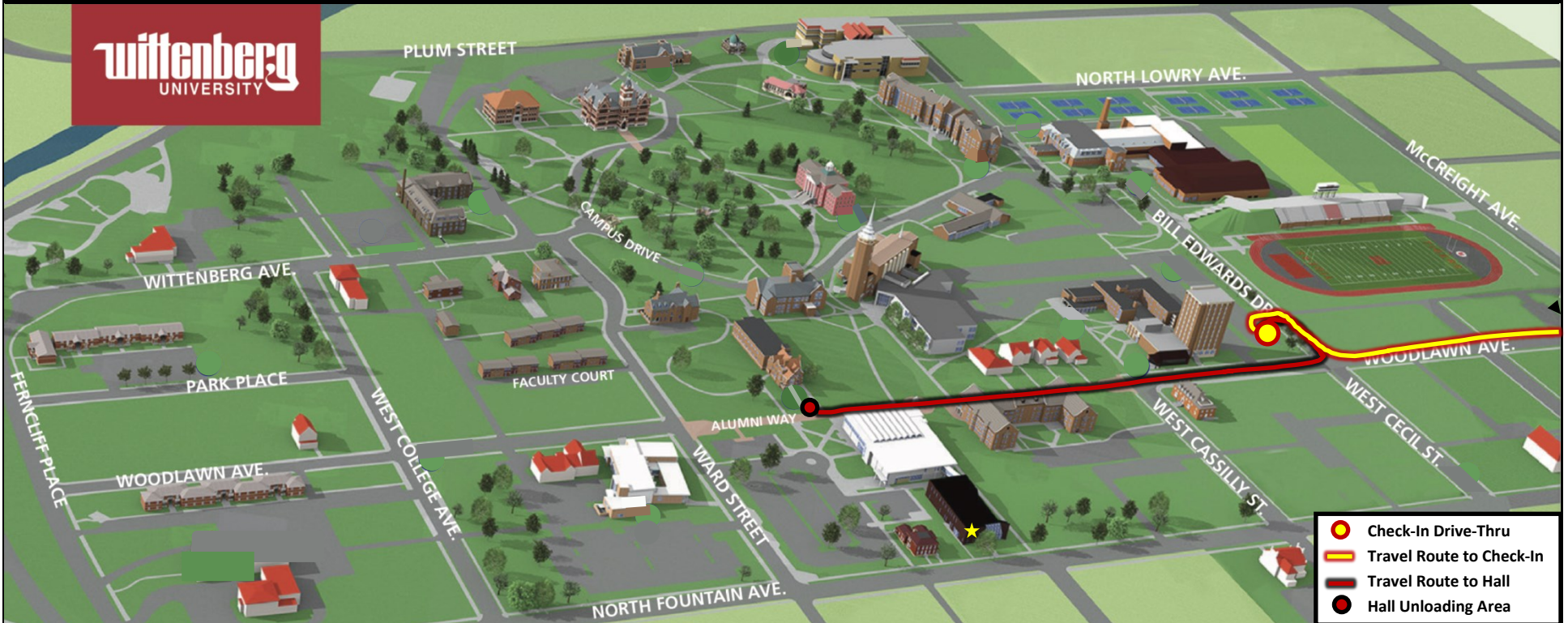
Bill Edwards Dr. is under construction and may not be passable at the time of your arrival.

The Bill Edwards Dr. entrance to the Tower lot is solely for check-in - no other traffic permitted.

Questions? Call us at 937-327-7800 or email us at housing@wittenberg.edu

Woodlawn Hall Check-In and Arrival Map

Fall 2020 - By appointment only



★ Student Development & Residence Life Office - 101 Showlin Hall

Please enter campus via McCreight Ave. to south on Woodlawn Ave. This will assist us in keeping traffic moving and not blocking major thoroughfares.

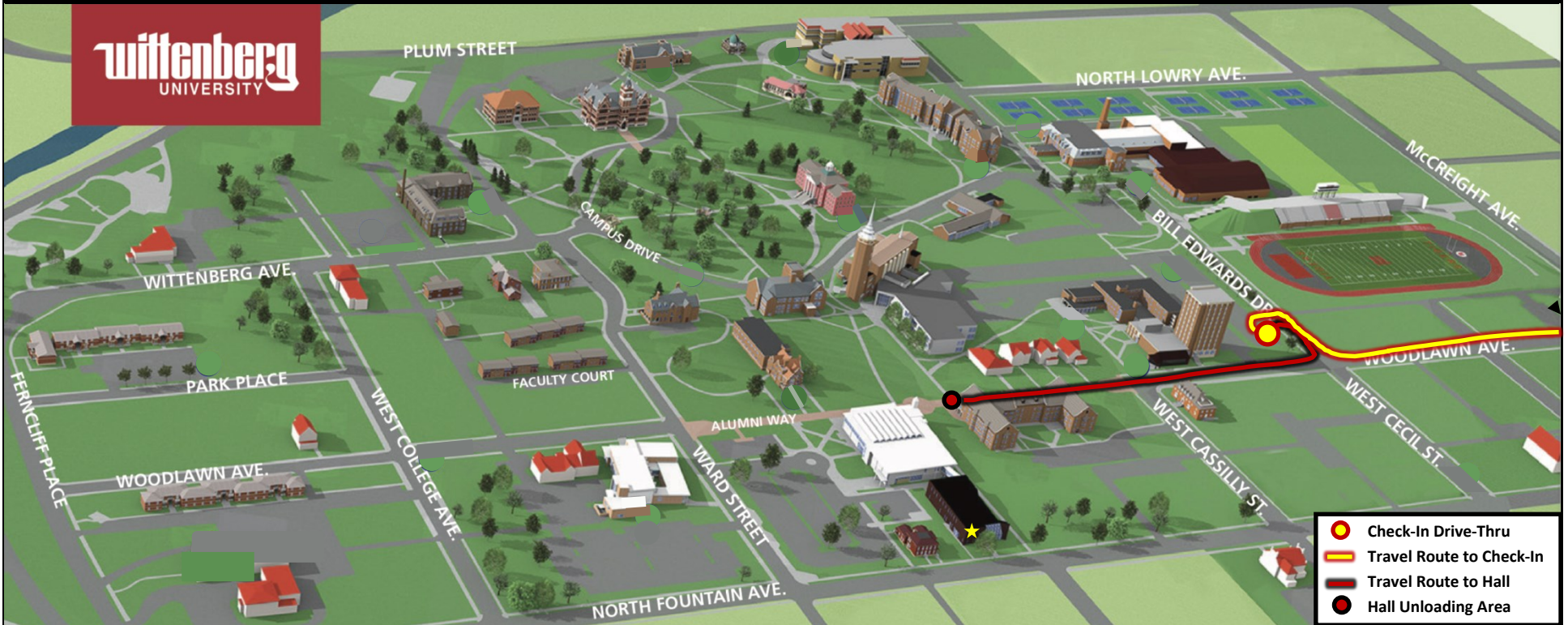
Bill Edwards Dr. is under construction and may not be passable at the time of your arrival.

The Bill Edwards Dr. entrance to the Tower lot is solely for check-in - no other traffic permitted.

Questions? Call us at 937-327-7800 or email us at housing@wittenberg.edu

New Hall Check-In and Arrival Map

Fall 2020 - By appointment only



★ Student Development & Residence Life Office - 101 Showlin Hall

Please enter campus via McCreight Ave. to south on Woodlawn Ave. This will assist us in keeping traffic moving and not blocking major thoroughfares.

Bill Edwards Dr. is under construction and may not be passable at the time of your arrival.

The Bill Edwards Dr. entrance to the Tower lot is solely for check-in - no other traffic permitted.

Questions? Call us at 937-327-7800 or email us at housing@wittenberg.edu

Tower Hall Check-In and Arrival Map

Fall 2020 - By appointment only



★ Student Development & Residence Life Office - 101 Showlin Hall

Please enter campus via McCreight Ave. to south on Woodlawn Ave. This will assist us in keeping traffic moving and not blocking major thoroughfares.

Bill Edwards Dr. is under construction and may not be passable at the time of your arrival.

The Bill Edwards Dr. entrance to the Tower lot is solely for check-in - no other traffic permitted.

Questions? Call us at 937-327-7800 or email us at housing@wittenberg.edu

Firestine Hall Check-In and Arrival Map

Fall 2020 - By appointment only



★ Student Development & Residence Life Office - 101 Showlin Hall

Please enter campus via McCreight Ave. to south on Woodlawn Ave. This will assist us in keeping traffic moving and not blocking major thoroughfares.

Bill Edwards Dr. is under construction and may not be passable at the time of your arrival.

The Bill Edwards Dr. entrance to the Tower lot is solely for check-in - no other traffic permitted.

Questions? Call us at 937-327-7800 or email us at housing@wittenberg.edu

Witten'Burbs Check-In and Arrival Map

Fall 2020 - By appointment only



★ Student Development & Residence Life Office - 101 Showlin Hall

Please enter campus via McCreight Ave. to south on Woodlawn Ave. This will assist us in keeping traffic moving and not blocking major thoroughfares.

Bill Edwards Dr. is under construction and may not be passable at the time of your arrival.

The Bill Edwards Dr. entrance to the Tower lot is solely for check-in - no other traffic permitted.

Questions? Call us at 937-327-7800 or email us at housing@wittenberg.edu